

RAMCO SYSTEMS CORPORATION
(A Majority-Owned Subsidiary of Ramco Systems Limited, India)

Standalone Financial Statements for the Years ended
March 31, 2023 and 2022 and Independent Auditors' Report

INDEX TO FINANCIAL STATEMENTS

Contents	Page
Independent Auditors' Report	2-3
Financial Statements:	
Balance Sheet	4
Statement of Operations	5
Statement of Stockholder's Equity	6
Statement of Cash Flows	7
Notes to the Financial Statements	8 – 37



100 Overlook Center,
2nd Floor,
Princeton, NJ 08540 USA
Off: +1-609-620-4800
Fax: +1-609-620-4860
www.ramco.com
www.ramcoaviation.com

CNGSN & ASSOCIATES LLP

CHARERED ACCOUNTANTS

Agastyar Manor, No.20, Raja Street

T.Nagar, Chennai – 600 017

Tel : +91-44-2431 1480 to 2431 1483

Web : www.cngsn.com : Email : ganga@cngsn.com

Independent Auditors' Report

To the Board of Directors and Shareholders of Ramco Systems Corporation, USA

Report on the Financial Statements

We have audited the accompanying balance sheets of Ramco Systems Corporation (the “Company”) as of March 31, 2023, 2022 and 2021 and the related statements of operations and stockholders' equity, and cash flows for each of the two years in the period ended March 31, 2023 and March 31, 2022 respectively. These financial statements are the responsibility of the Company's management. Our responsibility is to express an opinion on these financial statements based on our audits.

Management's Responsibility for the Financial Statements

Management is responsible for the preparation and fair presentation of these financial statements in accordance with International Financial Reporting Standards (IFRS); this includes the design, implementation, and maintenance of internal control relevant to the preparation and fair presentation of financial statements that are free from material misstatement, whether due to fraud or error.

Auditor's Responsibility

Our responsibility is to express an opinion on these financial statements based on our audits. We conducted our audits in accordance with International Auditing Standards. Those standards require that we plan and perform the audits to obtain reasonable assurance about whether the financial statements are free from material misstatement.

An audit involves performing procedures to obtain audit evidence about the amounts and disclosures in the financial statements. The procedures selected depend on the auditor's judgment, including the assessment of the risks of material misstatement of the financial statements, whether due to fraud or error. In making those risk assessments, the auditor considers internal control relevant to the entity's preparation and fair presentation of the financial statements in order to design audit procedures that are appropriate in the circumstances, but not for the purpose of expressing an opinion on the effectiveness of the entity's internal control. Accordingly, we express no such opinion. An audit also includes evaluating the appropriateness of accounting policies used and the reasonableness of significant accounting estimates made by management, as well as evaluating the overall presentation of the financial statements.

We believe that the audit evidence we have obtained is sufficient and appropriate to provide a basis for our audit opinions.

Opinion

In our opinion, the financial statements referred to above present fairly, in all material respects, the financial position of the Company as at March 31, 2023, 2022 and 2021, the results of its operations and cash flows for the each of the two years ended March 31, 2023 and March 31, 2022 respectively and in conformity with International Financial Reporting Standards.

Emphasis of Matter


We draw attention to Note 16 of the Statement which describes the impact of Covid-19 pandemic, and its possible consequential implications, on the Company's operations. Our opinion is not modified in respect of this matter.

Yours faithfully,

For CNGSN ASSOCIATES LLP.

Chartered Accountants

(Firm Registration No. 04915S)


C.N. GANGADARAN

Partner

M. No. 11205



UDIN - 23011205BGPUUF2823

May 08, 2023

Chennai

RAMCO SYSTEMS CORPORATION, USA
(A majority owned subsidiary of Ramco Systems Limited, India)

Balance sheets

	March 31, 2023	March 31, 2022	March 31, 2021
Assets			
Non-current assets:			
Property, plant and equipment	\$ 39,748	\$ 56,934	\$ 58,610
Right of use asset	\$ 12,632	27,699	78,544
Intangibles	\$ -	-	-
Trade receivables	\$ 402,024	1,697,982	1,685,159
Notes Receivable, affiliates, due on demand	\$ 20,204,594	16,044,433	14,409,784
Deferred tax assets (net)	\$ 1,077,771	726,312	854,253
Investment in subsidiaries	\$ 109,955	109,955	9,955
Other assets	\$ 70,500	70,500	77,659
Total non-current assets	\$ 21,917,223	\$ 18,733,815	\$ 17,173,964
Current assets:			
Cash and cash equivalents	\$ 299,018	\$ 54,405	\$ 240,154
Trade receivables	4,091,619	6,975,149	7,704,892
Due from employees	\$ 2,079	329	750
Due from related parties	\$ 1,759,756	1,049,215	829,722
Other current assets	\$ 684,280	943,055	500,784
Total current assets	6,836,753	9,022,154	9,276,302
Total Assets	\$ 28,753,976	\$ 27,755,969	\$ 26,450,266
Stockholder's Equity and Liabilities			
Stockholder's Equity			
Common stock	\$ 2,871,325	\$ 2,871,325	\$ 2,871,325
Retained earnings	16,951,166	16,738,491	14,545,544
Total Stockholder's Equity	\$ 19,822,491	\$ 19,609,816	\$ 17,416,869
Non-current liabilities			
Lease liabilities - non current	\$ -	\$ 11,687	\$ 50,164
Accrued expenses - non current	530,563	798,458	684,221
Deferred revenue - non current	24,971	52,147	1,342,797
Total non-current liabilities	\$ 555,535	\$ 862,292	\$ 2,077,183
Current liabilities:			
Trade payables	690,844	\$ 814,513	\$ 945,571
Accrued expenses	1,962,824	1,591,367	2,020,783
Deferred revenue	3,176,743	2,861,424	1,933,660
Due to related parties	2,533,815	2,001,810	2,017,265
Lease liabilities - current	11,725	14,747	38,935
Total current liabilities	\$ 8,375,951	\$ 7,283,861	\$ 6,956,214
Total Liabilities	\$ 8,931,486	\$ 8,146,153	\$ 9,033,397
Total Stockholder's Equity and Liabilities	\$ 28,753,976	\$ 27,755,969	\$ 26,450,266
	\$ -	\$ 0	\$ 0

The Notes to financial statements are an integral part of these statements

Yours faithfully,
For CNGSN ASSOCIATES LLP,
Chartered Accountants
(Firm Registration No. 04915S)


C.N. GANGADARAN

Partner

M. No. 11205



RAMCO SYSTEMS CORPORATION, USA
(A majority owned subsidiary of Ramco Systems Limited, India)


Statement of Operations

For the years ended March 31

	2023	2022
Income		
Revenue from operations	\$ 12,131,669	\$ 15,993,896
Finance income	910,616	893,160
Other income	712	26,362
Total Income	\$ 13,042,998	\$ 16,913,417
Expenses		
Purchase of stock-in-trade	\$ 3,139,576	\$ 4,261,443
Material cost	-	-
Employee benefits	4,963,551	5,903,799
Finance Costs	1,335	3,025
Depreciation expense	37,021	49,158
Other expenses	4,683,246	3,714,783
Total Expenses	\$ 12,824,729	\$ 13,932,207
Profit before tax	\$ 218,269	\$ 2,981,211
Income tax expense		
Current tax	\$ 357,054	\$ 660,323
Deferred tax/(benefit)	(351,459)	127,941
Total income tax (benefit)/expense	\$ 5,595	\$ 788,264
Profit for the year	\$ 212,674	\$ 2,192,947

The Notes to financial statements are an integral part of these statements

Yours faithfully,
 For CNGSN ASSOCIATES LLP.
 Chartered Accountants
 (Firm Registration No. 04915S)


 CN. GANGADARAN

Partner
 M. No. 11205



RAMCO SYSTEMS CORPORATION, USA
(A majority owned subsidiary of Ramco Systems Limited, India)

Statement of stockholder's equity

	Common Stock		Retained Earnings	Total Stockholder's equity
	Shares	Amount		
At March 31, 2021	197,564,550	2,871,325	14,545,543	17,416,868
Net income for the year 2021 - 2022			2,192,947	2,192,947
At March 31, 2022	197,564,550	\$ 2,871,325	\$ 16,738,491	\$ 19,609,816
Net income for the year 2022 - 2023			212,674	212,674
At March 31, 2023	197,564,550	\$ 2,871,325	\$ 16,951,166	\$ 19,822,491

RAMCO SYSTEMS CORPORATION, USA
(A majority owned subsidiary of Ramco Systems Limited, India)


Statements of cash flows

For the year ended March 31,

	2023	2022
Cash flows from operating activities:		
Net Income	\$ 212,674	\$ 2,192,947
Adjustments to reconcile net loss / profit to net cash used in operating activities:		
Bad debt expense- Trade receivable & unbilled revenues	1,415,802	454,868
Depreciation and amortization	37,021	49,158
Changes in assets and liabilities:		
Trade receivable & unbilled revenues	\$ 2,763,687	\$ 262,052
Due from officers and employees	(1,750)	421
Due from related parties	(710,540)	(219,493)
Other current assets	258,775	(442,271)
Other assets	-	7,159
Deferred tax assets	(351,459)	127,941
Trade payable	(123,669)	(131,059)
Accrued expenses	103,562	(315,180)
Deferred revenue	288,143	(362,886)
Due to related parties	532,005	(15,455)
Net cash provided by operating activities	\$ 4,424,251	\$ 1,608,201
Cash flows from investing activities:		
Purchase of plant and equipment	(4,768)	(22,059)
Purchase of equity	-	(100,000)
Net cash (used in) Investing activities	\$ (4,768)	\$ (122,059)
Cash flows from financing activities:		
Repayment of lease liabilities	(14,709)	(37,243)
Notes Receivable - affiliates, due on demand	(4,160,161)	(1,634,648)
Net cash (used in) financing activities	\$ (4,174,870)	\$ (1,671,891)
Net increase / decrease in cash and cash equivalents	\$ 244,612	\$ (185,749)
Cash and cash equivalents at the beginning of the year	54,405	240,154
Cash and cash equivalents at the end of the year	\$ 299,018	\$ 54,405

The Notes to financial statements are an integral part of these statements

Yours faithfully,
For CNGSN ASSOCIATES LLP.
Chartered Accountants
(Firm Registration No. 04915S)


CN.GANGADARAN
Partner
M. No. 11205



NOTES TO THE FINANCIAL STATEMENTS

1. Overview

Ramco Systems Corporation (“RSC” or “the Company”) was incorporated in October 1992 under the laws of the State of California in the United States. The Company is a majority-owned (97.6%) subsidiary of Ramco Systems Limited (“RSL” or “Parent”), a company incorporated in India.

The Parent company develops Enterprise Resource Planning (ERP) Software solutions for various verticals in various domains like, Core ERP, Human Resource & Payroll, Aviation Maintenance Repair & Overhaul, Logistics, Service Resource Planning and provides these with related solutions and services, including managed services. The Software is either delivered on-premise or hosted on cloud. The Company markets the products developed by its Parent and provides its related consulting services and maintenance to customers located in the America. The Company currently operates in single segment – Software solutions & Services.

Ramco Systems Canada Inc., (“RSCI” or “Subsidiary”) was incorporated on 30th September 2010 under the laws of the Province of Ontario in Canada. RSCI is wholly owned by the Company.

Ramco Systems Defense and Security Incorporated ,(“RSDSI” or “Defense Subsidiary”) was incorporated on 01 November 2021 under the laws of the State of Texas, USA. RSDSI is wholly owned by the Company.

The Company’s fiscal year is from April 1 to March 31, in line with Parent’s accounting period and applies accounting standards effective this period.

2. Basis of preparation and presentation of financial statements

Adoption of International Financial Reporting Standards (“IFRS”):

As of April 1, 2019, the Company has adopted the IFRS and accordingly the previous financial statement for the period ended March 31, 2019 has been restated/reclassified to IFRS where ever applicable as per IAS 1 and the retrospective restatement has had no effect on the comparative statement of financial position. Previously, the Company has reported its financial statements under US Generally accepted accounting principles. The adoption of IFRS was done voluntarily to facilitate the consolidation of financials by the Parent.

The principal accounting policies adopted in the preparation of the financial statements are set out below.

The accounting policies have been consistently applied to all the years presented, unless otherwise stated. The financial statements are presented in U.S Dollars. These financial statements have been prepared in accordance with International Financial Reporting Standards, International Accounting Standards and Interpretations (collectively IFRSs). The preparation of financial statements in compliance with adopted IFRS requires the use of certain critical accounting estimates. It also requires Company management to exercise judgment in applying the Company accounting policies.

Accounting policies have been consistently applied except where a newly issued accounting standard is initially adopted or a revision to an existing accounting standard requires a change in the accounting policy hitherto in use.

2.1 The financial statements have been prepared on the historical cost convention on accrual basis except certain financial instruments that are measured at fair values.

2.2 An asset is treated as current when it is:

- Expected to be realized or intended to be sold or consumed in normal operating cycle,
- Held primarily for the purpose of trading,

- Expected to be realized within twelve months after the reporting period, or
- Cash or cash equivalent unless restricted from being exchanged or used to settle a liability for at least twelve months after the reporting period.

All other assets are classified as non-current.

2.3 A liability is current when:

- It is expected to be settled in normal operating cycle,
- It is held primarily for the purpose of trading,
- It is due to be settled within twelve months after the reporting period, or
- There is no unconditional right to defer the settlement of the liability for at least twelve months after the reporting period.

All other liabilities are classified as non-current.

2.4 Deferred tax assets and liabilities are classified as non-current assets and liabilities.

2.5 The operating cycle is the time between the acquisition of assets for processing and their realization in cash and cash equivalents. The Company has identified twelve months as its operating cycle.

Foreign currencies

The Company's financial statements are presented in USDs, which is also the functional currency. The Company determines the functional currency and items included in the financial statements of each entity are measured using that functional currency.

Transactions in foreign currencies are initially recorded at the spot rate on the date the transaction first qualifies for recognition.

Monetary assets and liabilities denominated in foreign currencies are translated at the functional currency spot rates of exchange at the reporting date.

Exchange differences arising on settlement or translation of monetary items are recognized in profit or loss.

Non-monetary items that are measured in terms of historical cost in a foreign currency are translated using the exchange rates at the dates of the initial transactions. Non-monetary items measured at fair value in a foreign currency are translated using the exchange rates at the date when the fair value is determined. The gain or loss arising on translation of non-monetary items measured at fair value is treated in line with the recognition of the gain or loss on the change in fair value of the item (i.e., translation differences on items whose fair value gain or loss is recognized in OCI or profit or loss are also recognized in OCI or profit or loss, respectively).

As per IAS 21, The Effects of Changes in Foreign Exchange Rates, the date of the transaction for the purpose of determining the exchange rate to use on initial recognition of the related asset, expense or income (or part of it) is the date on which the Company initially recognizes the non-monetary asset or non-monetary liability arising from the payment or receipt of advance consideration.

3. Significant accounting policies

a. Fair value measurement

The fair value of an asset or a liability is measured using the assumptions that market participants would use when pricing the asset or liability, assuming that market participants act in their economic best interest.

All assets and liabilities for which fair value is measured or disclosed in the financial statements are categorized within the fair value hierarchy, described as follows, based on the lowest level input that is significant to the fair value measurement as a whole:

Level 1 – Quoted (unadjusted) market prices in active markets for identical assets or liabilities.

Level 2 – Valuation techniques for which the lowest level input that is significant to the fair value measurement is directly or indirectly observable.

Level 3 – Valuation techniques for which the lowest level input that is significant to the fair value measurement is unobservable.

For assets and liabilities that are recognized in the financial statements on a recurring basis, the Company determines whether transfers have occurred between levels in the hierarchy by re-assessing categorization (based on the lowest level input that is significant to the fair value measurement as a whole) at the end of each reporting period.

For the purpose of fair value disclosures, the Company has determined classes of assets and liabilities on the basis of the nature, characteristics and risks of the asset or liability and the level of the fair value hierarchy as explained above.

b. Revenue recognition

The Company derives revenues from Software Solutions & Services. Revenues are derived from the following streams:

- (1) Revenue from Software Products, in the form of (a) Software Licensing (b) Subscription for Software as a Service (c) Product Support Services and (d) Application Maintenance Services;
- (2) Revenue from Software Services, in the form of Implementation / Professional Services .
- (3) Revenue from Resale of Hardware & Software.

Effective April 1, 2018, the Company adopted IFRS 15 “Revenue from Contracts with Customers” using the cumulative catch-up transition method, applied to contracts that were not completed as at April 1, 2018. In accordance with the cumulative catch-up transition method, the comparatives have not been retrospectively adjusted.

Revenue is measured based on the transaction price, which is the consideration, adjusted for finance components and volume discounts, service level credits, performance bonus, price concessions and incentives, if any, as specified in the contract with the customers.

Revenue is recognized in the profit and loss account upon transfer of control of promised products or services to customers in an amount that reflects the consideration which the Company expects to receive in exchange for those services or products and excluding taxes or duties. To recognize revenues, the Company applies the following five step approach: (1) identify the contract with a customer, (2) identify the performance obligations in

the contract, (3) determine the transaction price, (4) allocate the transaction price to the performance obligations in the contract, and (5) recognize revenues when a performance obligation is satisfied.

At contract inception, the Company assesses its promise to transfer products or services to a customer to identify separate performance obligations. The Company applies judgement to determine whether each product or service promised to a customer is capable of being distinct, and are distinct in the context of the contract, if not, the promised products or services are combined and accounted as a single performance obligation. The Company allocates the contract value to separately identifiable performance obligations based on their relative stand-alone selling price (mostly as reflected in the contracts) or residual method. Standalone selling prices are determined based on sale prices for the components when it is regularly sold separately. In cases where the Company is unable to determine the stand-alone selling price, the Company uses expected cost-plus margin approach in estimating the stand-alone selling price.

For performance obligations where control is transferred over time, revenues are recognized by measuring progress towards completion of the performance obligation. The selection of the method to measure progress towards completion requires judgment and is based on the nature of the promised products or services to be provided.

The method for recognizing revenues depends on the nature of the products sold / services rendered:

(1) Revenue from Software Products

(a) Software Licensing

Software licensing revenues represent all fees earned from granting customers licenses to use the Company's software, through initial licensing and or through the purchase of additional modules or user rights. For software license arrangements that do not require significant modification or customization of the underlying software, revenue is recognized on delivery of the software and when the customer obtains a right to use such licenses.

(b) Subscription for Software as a Service

Subscription fees for offering the hosted software as a service are recognized as revenue ratably on straight line basis, over the term of the subscription arrangement.

(c) Product Support Services

Fees for product support services, covering inter alia improvement and upgradation of the basic Software, whether sold separately (e.g., renewal period AMC) or as an element of a multiple-element arrangement, are recognized as revenue ratably on straight line basis, over the term of the support arrangement.

(d) Application Maintenance Services

Fees for the application maintenance services, covering inter alia the support of the customized software, are recognized as revenue ratably on straight line basis, over the term of the support arrangement.

(2) Revenue from Software Services

(a) Implementation / Professional Services

Software Implementation / Professional Services contracts are either fixed price or time and material based.

Revenues from fixed price contracts, where the performance obligations are satisfied over time, are recognized using the "percentage of completion" method. Percentage of completion is

determined based on project costs incurred to date as a percentage of total estimated project costs required to complete the project. The cost expended (or input) method has been used to measure progress towards completion as there is a direct relationship between input and productivity. The performance obligations are satisfied as and when the services are rendered since the customer generally obtains control of the work as it progresses.

Where the Software is required to be substantially customized as part of the implementation service, the entire fee for licensing and implementation services is considered to be a single performance obligation and the revenue is recognized using the percentage of completion method as the implementation services are performed.

Revenues from implementation services in respect of hosting contracts are to be recognized as revenue ratably over the longer of the contract term or the estimated expected life of the customer relationship. However, considering the existence of partners being available for rendering such implementation services, these services are considered to be a separate element and recognized in accordance with percentage of completion method.

When total cost estimates exceed revenues in an arrangement, the estimated losses are recognized in the statement of profit and loss in the period in which such losses become probable based on the current contract estimates as a contract provision.

In the case of time and material contracts, revenue is recognized based on billable time spent in the project, priced at the contractual rate.

Any change in scope or price is considered as a contract modification. The Company accounts for modifications to existing contracts by assessing whether the services added are distinct and whether the pricing is at the standalone selling price. Services added that are not distinct are accounted for on a cumulative catch up basis, while those that are distinct are accounted for prospectively as a separate contract if the additional services are priced at the standalone selling price.

Non-refundable one-time upfront fees for enablement / application installation, consisting of standardization set-up, initiation or activation or user login creation services in the case of hosting contracts, are recognized in accordance with percentage of completion method once the customer obtains a right to access and use the Software.

(3) Revenue from Resale of Hardware & Software

Revenue from sale of traded hardware / software is recognized on transfer of significant risks, rewards and control to the customer.

Contract assets, liabilities and financing arrangements

A contract asset is a right to consideration that is conditional upon factors other than the passage of time. Contract assets primarily relate to unbilled amounts on implementation / professional services contracts and are classified as non-financial asset as the contractual right to consideration is dependent on completion of contractual milestones (which we refer to as unbilled services revenue).

Unbilled revenues on software licensing are classified as a financial asset where the right to consideration is unconditional upon passage of time (which we refer to as unbilled licenses revenue).

A contract liability is the Company's obligation to transfer software products or software services to a customer for which the entity has received consideration (or the amount is due) from the customer (which we refer to as unearned revenue).

The Company assesses the timing of the transfer of software products or software services to the customer as compared to the timing of payments to determine whether a significant financing component exists. As a practical expedient, the Company does not assess the existence of a significant financing component when the difference between payment and transfer of deliverables is a year or less. If the difference in timing arises for reasons other than the provision of finance to either the customer or us, no financing component is deemed to exist.

c. Finance income

Interest on bank deposits is recognized on accrual basis.

The imputed interest attributable to arrangements having extended credit period is eliminated from the revenue from operations and accounted as interest over the credit period.

d. Income Taxes

Current tax is the amount of tax payable on the taxable income for the year as determined in accordance with the applicable tax rates as per the provisions of the applicable tax laws.

Current tax assets and liabilities are offset, when the Company has legally enforceable right to set off the recognized amounts and intends to settle the asset and the liability on a net basis.

Deferred tax is recognized using the balance sheet approach on temporary differences between the tax bases of assets and liabilities and their carrying amounts for financial reporting at the reporting date. The carrying amount of deferred income tax assets is reviewed at each reporting date and reduced to the extent that it is no longer probable that the sufficient taxable profit will be available to allow, all or part of the deferred income tax asset to be utilized.

Deferred tax assets and liabilities are measured at the tax rates that are expected to apply in the year where the asset is realized or the liability is settled, based on tax rates (and tax laws) that have been enacted or substantively enacted at the reporting date.

Deferred tax assets and liabilities are offset if such items relate to taxes on income levied by same governing tax laws and the Company has legally enforceable right to set off current tax assets against current tax liabilities.

Both current tax and deferred tax relating to items recognized outside the Profit or Loss is recognized either in "Other Comprehensive Income" or directly in "Equity" as the case may be.

e. Property, plant and equipment

Property, plant and equipment are stated at cost, net of accumulated depreciation and accumulated impairment losses, if any. The cost comprises of purchase price, borrowing cost if capitalization criteria are met and directly attributable cost of bringing the asset to its working condition for the intended use. When significant parts of plant and equipment are required to be replaced at intervals, the Company depreciates them separately based on their specific useful lives.

Depreciation in the books of the Company is charged on a pro-rata basis on the straight line method over the useful life of the assets.

The useful lives of various assets used by the Company are tabled below:

Asset type	Useful life (years)
Purchased software	3
Laptop & desktops	5
Furniture	7
Office equipment	7

An item of property, plant and equipment and any significant part initially recognized is derecognized upon disposal or when no future economic benefits are expected from its use or disposal. Any gain or loss arising on de-recognition of the asset (calculated as the difference between the net disposal proceeds and the carrying amount of the asset) is included in the statement of profit and loss when the asset is derecognized.

The residual values, useful lives and methods of depreciation of property, plant and equipment are reviewed at each financial year end and adjusted prospectively, if appropriate.

f. Right-of-use assets

Leases

The Company has adopted IFRS 16 “Leases” with the date of initial application being April 01, 2019. The Company has applied IFRS 16 using the modified retrospective approach effective April 01, 2019. The details of accounting policies under IAS 17 are disclosed separately if they are different from those under IFRS 16 and the impact of changes is disclosed in note no.4 below.

Policy applicable before April 01, 2019

For contracts entered before April 01, 2019, the determination of whether an arrangement is (or contains) a lease is based on the substance of the arrangement at the inception of the lease. The arrangement is, (or contains), a lease if fulfillment of the arrangement is dependent on the use of a specific asset or assets and the arrangement conveys a right to use the asset or assets, even if that right is not explicitly specified in an arrangement.

Policy applicable from April 01, 2019

The Company assesses at contract inception whether a contract is, or contains, a lease. That is, if the contract conveys the right to control the use of an identified asset for a period of time in exchange for consideration. To assess whether a contract conveys the right to control the use of an identified asset, the Company assesses whether: (1) the contract involves the use of an identified asset, (2) the Company has substantially all of the economic benefits from use of the asset through the period of the lease and (3) the Company has the right to direct the use of the asset.

Company as a lessee

The Company applies a single recognition and measurement approach for all leases, except for short term leases and leases of low-value assets. The Company recognizes lease liabilities to make lease payments and right-of-use assets representing the right to use the underlying assets.

a) Right-of-use (“ROU”) assets

The Company recognizes right-of-use assets at the commencement date, except short term leases and low value leases. The Company’s lease asset classes primarily consist of leases for Buildings and Office equipments. The cost of right-of-use assets includes the amount of lease liabilities recognized, initial direct costs incurred, and lease payments made at or before the commencement date less any lease incentives received. Right-of-use assets are depreciated on a straight-line basis over the lease term. They are subsequently measured at cost less accumulated depreciation and impairment losses.

For the purpose of impairment testing, the recoverable amount (i.e. the higher of the fair value less cost to sell and the value-in-use) is determined on an individual asset basis unless the asset does not generate cash flows that are largely independent of those from other assets.

b) Lease liabilities

The Company recognizes lease liability at the commencement date measured at the present value of lease payments to be made over the lease term. The lease payments include fixed payments (including in substance fixed payments) less any lease incentives receivable, variable lease payments that depend on an index or a rate, and amounts expected to be paid under residual value guarantees. The lease payments also include the exercise price of a purchase option reasonably certain to be exercised by the Company and payments of penalties for terminating the lease, if the lease term reflects the Company exercising the option to terminate. Variable lease

payments that do not depend on an index or a rate are recognized as expenses (unless they are incurred to produce inventories) in the period in which the event or condition that triggers the payment occurs.

In calculating the present value of lease payments, the Company uses its incremental borrowing rate at the initial application date i.e., April 01, 2019, because the interest rate implicit in the lease is not readily determinable. In respect of subsequent leases, the incremental borrowing rates are determined periodically, to calculate the present value of lease payments. After the lease commencement date, the amount of lease liabilities is increased to reflect the accretion of interest and reduced for the lease payments made. In addition, the carrying amount of lease liabilities is remeasured if there is a modification, a change in the lease term, a change in the lease payments (e.g., changes to future payments resulting from a change in an index or rate used to determine such lease payments) or a change in the assessment of an option to purchase the underlying asset.

c) Certain lease arrangements include the options to extend or terminate the lease before the end of the lease term. ROU assets and lease liabilities include these options when it is reasonably certain that they will be exercised. Lease liability and ROU asset have been separately presented in the Balance Sheet and lease payments have been classified as financing cash flows.

d) Short term leases and leases of low-value assets

The Company applies the short term lease recognition exemption to its short term leases (i.e., those leases that have a lease term of 12 months or less from the commencement date and do not contain a purchase option). It also applies the lease of low-value assets recognition exemption to such leases that are considered to be of low value. Lease payments on short term leases and leases of low-value assets are recognized as expense on a straight-line basis over the lease term.

g. Intangible assets

Intangible assets acquired separately are measured on initial recognition at cost. Internally generated intangibles, excluding capitalized software development costs, are not capitalized and the related expenditure is reflected in the statement of profit and loss in the period in which the expenditure is incurred.

The useful lives of intangible assets of the Company are assessed as finite.

Intangible assets with finite lives are amortized over the useful economic life and assessed for impairment whenever there is an indication that the intangible asset may be impaired. The amortization period and the amortization method for an intangible asset with a finite useful life are reviewed at least at the end of each reporting period. Changes in the expected useful life or the expected pattern of consumption of future economic benefits embodied in the asset are considered to modify the amortization period or method, as appropriate and are treated as changes in accounting estimates. The amortization expense on intangible assets with finite lives is recognized in the statement of profit and loss unless such expenditure forms part of carrying value of another asset.

Gains or losses arising from de-recognition of an intangible asset are measured as the difference between the net disposal proceeds and the carrying amount of the asset and are recognized in the statement of profit or loss when the asset is de-recognized.

h. Impairment of non-financial assets

The carrying values of the non-financial assets are reviewed at each Balance Sheet date to determine whether there is any indication of impairment of the carrying amount of the Company's assets. If any indication exists, an asset's recoverable amount is estimated. An impairment loss is recognized whenever the carrying amount of the asset exceeds the recoverable amount. The recoverable amount is the greater of the net selling price and their value in use. Value in use is arrived at by discounting the future cash flows to their present value based on an appropriate discount factor. When there is indication that an impairment loss recognized for an asset in earlier accounting periods no longer exists or may have decreased such reversal of impairment loss is recognized in the statement of profit and loss.

i. Provisions, contingent liabilities and contingent assets

Provisions are recognized when the Company has a present obligation (legal or constructive) as a result of a past event, it is probable that an outflow of resources embodying economic benefits will be required to settle the obligation and a reliable estimate can be made of the amount of the obligation. When the Company expects some or all of a provision to be reimbursed, for example, under an insurance contract, the reimbursement is recognized as a separate asset, but only when the reimbursement is virtually certain. The expense relating to a provision is presented in the statement of profit and loss net of any reimbursement.

If the effect of the time value of money is material, provisions are discounted using a current pre-tax rate that reflects, when appropriate, the risks specific to the liability. When discounting is used, the increase in the provision due to the passage of time is recognized as a finance cost.

Contingent liability is a possible obligation that may arise from past events and its existence will be confirmed only by occurrence or non-occurrence of one or more uncertain future events not wholly within the control of the Company or it is not probable that an outflow of resources embodying economic benefits will be required to settle the obligation and the same are not recognized but disclosed in the financial statements.

Insurance claims are accounted on the basis of claims admitted or expected to be admitted and to the extent that the amount recoverable can be measured reliably and it is reasonable to expect ultimate collection. Any subsequent change in the recoverability is provided for. Contingent Assets are neither recognized nor disclosed.

j. Employee benefits expense

Short term employee benefits Short term employee benefits viz., salaries, wages and other benefits are recognized as expenses at the undiscounted amount as per contractual terms in the statement of profit and loss for the year in which the related service is rendered.

Defined contribution plan

Retirement benefit plan: 401 (K)

The employees of the Company have been given an option to participate in Pre-Approved Defined Contribution Plan (“Ramco Systems Corporation 401(K) Plan”) maintained by FMR LLC (“Fidelity Investments”) which is available to all regular full time U.S. employees upon three months completion from date of commencement of employment. Employees may contribute up to the maximum allowable by the Internal Revenue Code. The Company voluntarily matches 100% of the employees’ contributions up to a maximum of \$3000 per annum of the employee’s eligible contribution. In addition, the Company can make additional contributions at the discretion of the Management.

Leave encashment

The Company has a policy of providing encashment of unavailed leave for its employees. The obligation for the leave encashment is recognized based on an independent external actuarial valuation at the Balance Sheet date. The expense is recognized in the statement of profit and loss at the present value of the amount payable determined based on actuarial valuation using “projected unit credit method”.

k. Financial instruments

1. A financial instrument is any contract that gives rise to a financial asset of one entity and a financial liability or equity instrument of another entity.
2. Financial assets and liabilities are offset and the net amount is presented in the Balance Sheet when and only when the Company has a legal right to offset the recognized amounts and intends either to settle on a net basis or to realise the assets and settle the liabilities simultaneously.
3. The Company initially determines the classification of financial assets and liabilities. After initial recognition, no re-classification is made for financial assets which are categorised as equity instruments at FVTOCI and financial assets / liabilities that are specifically designated as FVTPL. However, other financial assets are reclassifiable when there is a change in the business model of the Company. When the Company

reclassifies the financial assets, such reclassifications are done prospectively from the first day of the immediately next reporting period. The Company does not restate any previously recognized gains, losses including impairment gains or losses or interest.

Financial assets

4. Financial assets comprise of investments in equity ~~and mutual funds~~, trade receivables, cash and cash equivalents and other financial assets.
5. Depending on the business model (i.e.,) nature of transactions for managing those financial assets and its contractual cash flow characteristics, the financial assets are initially measured at fair value and subsequently measured and classified at:
 - a) Amortized cost; or
 - b) Fair value through other comprehensive income (FVTOCI); or
 - c) Fair value through profit or loss (FVTPL). Amortized cost represents carrying amount on initial recognition at fair value plus or minus transaction cost.
6. The Company has evaluated the facts and circumstances on date of transition to IFRS the purpose of classification and measurement of financial assets. Accordingly, financial assets are measured at FVTPL except for those financial assets whose contractual terms give rise to cash flows on specified dates that represents solely payments of principal and interest thereon, are measured as detailed below depending on the business model:

Classification	Business model
Amortized cost	The objective of the Company is to hold and collect the contractual cash flows till maturity. In other words, the Company do not intend to sell the instrument before its contractual maturity to realise its fair value changes.
FVTOCI	The objective of the Company is to collect its contractual cash flows and selling financial assets.

7. Financial assets are de-recognized (i.e.,) removed from the financial statements, when its contractual rights to the cash flows expire or upon transfer of the said assets. The Company also de-recognizes when it has an obligation to adjust the cash flows arising from the financial asset with third party and either upon transfer of:
 - a. significant risk and rewards of the financial asset, or
 - b. control of the financial asset.

However, the Company continue to recognize the transferred financial asset and its associated liability to the extent of its continuing involvement, which are measured on the basis of retainment of its rights and obligations of financial asset. The Company has applied the de-recognition requirements prospectively.

8. Upon de-recognition of its financial asset or part thereof, the difference between the carrying amount measured at the date of recognition and the consideration received including any new asset obtained less any new liability assumed shall be recognized in the Statement of Profit and Loss.
9. For impairment purposes, significant financial assets are tested on individual basis at each reporting date. Other financial assets are assessed collectively in groups that share similar credit risk characteristics.

Accordingly, the impairment testing is done on the following basis:

Name of financial asset	Impairment testing methodology
Trade receivables and unbilled license revenue	Expected Credit Loss model (ECL) is applied using 12 month ECL method. The ECL over lifetime of the assets are estimated by using a provision matrix which is based on historical loss experience reflecting current conditions and forecasts of future economic conditions which are grouped on the basis of similar credit characteristics such as nature of industry, customer segment, past due status and other factors that are relevant to estimate the expected cash loss from these assets.
Other Financial assets	When the credit risk has not increased significantly, 12 month ECL is used to provide for impairment loss. When there is significant change in credit risk since initial recognition, the impairment is measured based on probability of default over the lifetime. If, in a subsequent period, credit quality of the instrument improves such that there is no longer a significant increase in credit risk since initial recognition, then the entity reverts to recognizing impairment loss allowance based on 12 month ECL.

Financial liabilities

10. Financial liabilities comprises of Trade payables and other financial liabilities.

11. The Company measures its financial liabilities as below:

Measurement basis	Names of Financial liabilities
Amortized cost	Borrowings, Trade payables, Interest accrued, Security deposits and other financial liabilities not for trading.

12. Financial liabilities are de-recognized when and only when it is extinguished (i.e.,) when the obligation specified in the contract is discharged or cancelled or expired.

Upon de-recognition of its financial liabilities or part thereof, the difference between the carrying amount of a financial liability that has been extinguished or transferred to another party and the consideration paid including any non-cash assets transferred or liabilities assumed is recognized in the Statement of Profit and Loss.

1. Cash and cash equivalents

Cash and cash equivalents in the Balance Sheet comprises of cash at banks and on hand and short-term deposits with an original maturity of three months or less, highly liquid investments that are readily convertible into cash.

m. Cash dividend

The Company recognizes a liability to make cash dividend, when the distribution is authorized and the distribution is no longer at the discretion of the Company. A corresponding amount is recognized directly in equity including applicable taxes.

n. Cash flow statement

Cash flows are presented using indirect method, whereby profit / loss before extraordinary items and tax is adjusted for the effects of transactions of non-cash nature and any deferrals or accruals of past or future cash receipts or payments.

For the purpose of the statement of cash flows, cash and cash equivalents consist of cash and short-term deposits net of outstanding bank overdrafts as they are considered an integral part of the Company's cash management.

o. Operating segments

The Company's business operation comprises of single operating segment, Software and related solutions. Operating segment has been identified on the basis of nature of products and reported in a manner consistent with the internal reporting provided to Chief Operating Decision Maker.

p. Assets held for sale

Assets held for sale are measured at the lower of carrying amount or fair value less costs to sell.

4. Significant estimates and judgments

The preparation of the financial statements requires management to make judgments, estimates and assumptions that affect the reported amounts of revenues, expenses, assets and liabilities and the accompanying disclosures, and the disclosure of contingent liabilities. Actual results could vary from these estimates. The estimates and underlying assumptions are reviewed on an on-going basis. Revisions to accounting estimates are recognized in the period in which the estimate is revised if the revision affects only that period or in the period of the revision or future periods, if the revision affects both current and future years.

Accordingly, the management has applied the following estimates / assumptions / judgments in preparation and presentation of financial statements:

- Property, plant and equipment (PPE)

The residual values and estimated useful life of PPEs, are assessed by technical team duly reviewed by the management at each reporting date. Wherever the management believes that the assigned useful life and residual value are appropriate, such recommendations are accepted and adopted for computation of depreciation / amortization / impairment.

- Current taxes

Calculations of income taxes for the current period are done based on applicable tax laws and management's judgment by evaluating positions taken in tax returns and interpretations of relevant provisions of law.

- Deferred tax asset

Significant management judgment is exercised by reviewing the deferred tax assets at each reporting date to determine the amount of deferred tax assets that can be retained / recognized, based upon the likely timing and the level of future taxable profits together with future tax planning strategies.

- Contingent liabilities

Management judgment is exercised for estimating the possible outflow of resources, if any, in respect of contingencies/ claims / litigations against the Company as it is not possible to predict the outcome of pending matters with accuracy.

- Impairment of financial assets

The impairment of financial assets are done based on assumptions about risk of default and expected loss rates. The assumptions, selection of inputs for calculation of impairment are based on management judgment considering the past history, market conditions and forward looking estimates at the end of each reporting date.

- Impairment of non-financial assets (PPE)

The impairment of non-financial assets is determined based on estimation of recoverable amount of such assets. The assumptions used in computing the recoverable amount are based on management judgment considering the timing of future cash flows, discount rates and the risks specific to the asset.

- Impairment of Investments in Subsidiaries

Significant management judgement is exercised in determining whether the investment in subsidiary is impaired or not, is on the basis of its nature of long term strategic investments and other business considerations.

- Revenue recognition

The Company exercises judgment in determining whether the performance obligation is satisfied at a point in time or over a period of time.

The Company applies the percentage of completion method using the input (cost expended) method to measure progress towards completion in respect of fixed price contracts, which are performed over a period of time. The Company exercises judgment to estimate the future cost-to-completion of the contracts which is used to determine the degree of completion of the performance obligation.

The Company's contracts with customers could include promises to transfer multiple products and services to a customer. The Company assesses the products / services promised in a contract and identifies distinct performance obligations in the contract. Identification of distinct performance obligation involves judgment to determine the deliverables and the ability of the customer to benefit independently from such deliverables. Judgment is also required to determine the transaction price for the contract.

The Company uses judgment to determine an appropriate standalone selling price for a performance obligation. The Company allocates the transaction price to each performance obligation on the basis of the relative standalone selling price of each distinct product or service promised in the contract. Where standalone selling price is not observable, the Company uses the expected cost plus margin approach to allocate the transaction price to each distinct performance obligation.

Provision for estimated losses, if any, on uncompleted contracts are recorded in the period in which such losses become probable based on the expected contract estimates at the reporting date.

5. Adoption of New and Revised Standards

5.1 Impact of the initial application of Interest Rate Benchmark Reform amendments to IFRS 9 and IFRS 7

In September 2019, the IASB issued Interest Rate Benchmark Reform (Amendments to IFRS 9, IAS 39 and IFRS 7). These amendments modify specific hedge accounting requirements to allow hedge accounting to continue for affected hedges during the period of uncertainty before the hedged items or hedging instruments affected by the current interest rate benchmarks are amended as a result of the ongoing interest rate benchmark reforms.

The amendments also introduce new disclosure requirements to IFRS 7 for hedging relationships that are subject to the exceptions introduced by the amendments to IFRS 9.

On August 27, 2020, the IASB issued Interest Rate Benchmark Reform-Phase 2 (Amendments to IFRS 9, IAS 39, IFRS 7, IFRS 4 and IFRS 16) with amendments that address issues that might affect financial rate benchmark, including its replacement with alternative benchmark rates. The amendments are effective for annual periods beginning on or after January 1, 2021.

The Company does not have financial assets related to hedging items nor instruments. The reformed amendment is not applicable to the Company.

5.2 Amendments to IFRS 16 regarding COVID-19-related rent concessions

In May 2020, the IASB issued *Covid-19-Related Rent Concessions (Amendment to IFRS 16)* that provides practical relief to lessees in accounting for rent concessions occurring as a direct consequence of COVID-19, by introducing a practical expedient to IFRS 16. The practical expedient permits a lessee to elect not to assess whether a COVID-19-related rent concession is a lease modification. A lessee that makes this election shall account for any change in lease payments resulting from the COVID-19-related rent concession the same way it would account for the change applying IFRS 16 if the change were not a lease modification.

The practical expedient applies only to rent concessions occurring as a direct consequence of COVID-19 and only if all of the following conditions are met:

The change in lease payments results in revised consideration for the lease that is substantially the same as, or less than, the consideration for the lease immediately preceding the change;

Any reduction in lease payments affects only payments originally due on or before June 30, 2021 (a rent concession meets this condition if it results in reduced lease payments on or before June 30, 2021 and increased lease payments that extend beyond June 30, 2021); and

There is no substantive change to other terms and conditions of the lease.

On March 31, 2021, the IASB published *Covid-19 –Related Rent Concessions beyond June 30, 2021* (amendment to IFRS 16) that extends, by one year the May 2020 amendment that provides lessees with an exemption from assessing whether a COVID-19-Related rent concession is a lease modification. The amendment is effective for annual reporting a periods beginning on after April 1, 2021.

5.3 Amendments to IFRS 3 to update a reference to the Conceptual Framework

The IASB issued “Definition of a Business (amendment to IFRS 3) aimed at resolving the difficulties that arise when an entity determines whether it has acquired a business or a group assets. The amendments are effective for business combinations for which the acquisition date is on or after the beginning of the first annual reporting period beginning on after January 1, 2020.

The amendments in Definition of a Business (Amendments to IFRS 3) are changes to Appendix A Defined terms, the application guidance, and the illustrative examples of IFRS 3 only. They:

Clarify that to be considered a business, an acquired set of activities and assets must include, at a minimum, an input and a substantive process that together significantly contribute to the abilities to create outputs;

Narrow the definitions of a business and of outputs by focusing on goods and services provided to customers and by removing the reference to an ability to reduce costs;

Add guidance and illustrative examples to help entities assess whether a substantive process has been acquired;

Remove the assessment of whether market participants are capable of replacing any missing inputs or processes and continuing to produce outputs; and

Add an optional concentration test that permits a simplified assessment of whether an acquired set of activities and assets is not a business

On May 14, 2020, the IASB issued “Reference to the Conceptual Framework (Amendments to IFRS 3)” with amendments to IFRS 3 “Business Combinations” that updated an outdated reference in IFRS 3 without significantly changing its requirements. The amendments are effective for annual reporting periods beginning on or after January 1, 2022

5.4 Amendments to IAS 37 regarding onerous contracts

On May 14, 2020, the IASB issued “Onerous Contracts – Cost of Fulfilling a Contract (Amendments to IAS 37)” amending the standard regarding costs a company should include as the cost of fulfilling a contract when assessing whether a contract is onerous. The amendments are effective for annual reporting periods beginning on or after January 1, 2022.

The reformed amendment is not applicable to the Company.

5.5 Conclusion of the 2018-2020 annual improvements cycle

The IASB has issued “Annual Improvements to IFRS Standard 2018-2020”. The pronouncement contains amendments to four international Financial Reporting Standards (IFRSs) as result of the IASB’s annual improvements projects

IFRS 1 First-time Adoption of International Financial Reporting Standards

Subsidiary as a first-time adopter. The amendment permits a subsidiary that applies paragraph D16(a) of IFRS 1 to measure cumulative translation differences using the amounts reported by its parent, based on the parent's date of transition to IFRSs.

IFRS 9 Financial Instruments

Fees in the "10 percent" test for de-recognition of financial liabilities. The amendment clarifies which fees an entity includes when it applies the "10 percent" test in paragraph B3.6 of IFRS 9 in assessing whether to derecognize a financial liabilities. An entity includes only as fees paid or received between the entity (the borrower) and the lender, including fees paid or received by either entity or the lender on the other's behalf.

IFRS 16 Leases

Lease incentives. The amendments to IFRS 16 removes the reimbursement of leasehold improvements by the lessor in order to resolve any potential confusion regarding the treatment of lease incentives.

IAS 41 Agriculture

Taxation in fair value measurements. The amendment removes the requirement in paragraph 22 of IAS 41 for entities to exclude taxation cash flows when measuring the fair value of a biological assets using a present value technique. This will ensure consistency with the requirements in IFRS 13.

On May 14, 2020, the IASB issued "Annual Improvements to IFRS Standards 2018-2020". The pronouncement contains amendments to four International Financial Reporting Standards (IFRSs) as result of the IASB's annual improvements project. The amendments are effective on or after January 1, 2022.

The Company has applied IFRS 1 amended IFRS Standards and Interpretations issued by the Board that are effective for an annual period that begins on or after January 1, 2022.

5.6 Amendments to IAS 16 regarding proceeds before intended use.

On May 14, 2020, the IASB issued "Property, Plant and Equipment – Proceeds before Intended Use (Amendments to IAS 16)" regarding proceeds from selling items produced while bringing an asset into the location and condition necessary for it to be capable of operating in the manner intended by management. The amendments are effective for annual reporting periods beginning on or after 1 January 2022.

The reformed amendment is not applicable to the Company.

5.7 Amendments effective from January 1, 2023

- IFRS 17 Insurance Contracts

The amendments sets out the requirements for a company reporting information about insurance contracts it issues and reinsurance contracts it holds. The amendment are aimed at helping companies implement the Standard and making it easier for then to explain their financial performance.

- IAS 8 Definition of Accounting Estimates

The amendment introduced the definition of accounting estimates and included other amendments to help entities distinguish changes in accounting estimates from changes in accounting policies.

- IAS 1 and IFRS Practice Statement 2 Disclosure of Accounting Policies

The amendments replace the requirement for entities to disclose their significant accounting policies with the requirement to disclose their material accounting policy information. The amendments also include guidance to help entities apply the definition of material in making decisions about accounting policy disclosures.

- IAS 12 Deferred Tax related to Assets and Liabilities arising from a Single Transaction

The amendments narrowed the scope of the recognition exemption in paragraphs 15 and 24 of IAS 12 so that it no longer applies to transactions that, on initial recognition, give rise to equal taxable and deductible temporary difference. The amendments apply to transactions such as leases and decommissioning obligation.

5.8 New and revised IFRS Standards in issue but not yet effective

At the date of authorization of these financial statements, the Group has not applied the following new and revised IFRS Standards that have been issued but are not yet effective:

IAS 1	Amendments on classification of Liabilities as Current or Non-current
IFRS 10 and IAS 28	Amendments on Sale or Contribution of Assets between An Investor and its Associates or Joint Venture
IFRS 16	Amendments on Lease Liability in a State and Leaseback
IAS 1	Amendments on Non-current Liabilities with covenants

The Company does not expect that the adoption of the Standards listed above will have a material impact on the financial statements of the Company in future periods.

5.9 Subsequent Events

These financial statements were approved by management and available for issuance on May 08, 2023. Management has evaluated subsequent events through this date.

6. Revenues

	Year ended March 31 2023	Year ended March 31 2022
Revenue from operations - disaggregated		
Product wise revenue		
Revenue from software products	5,867,233	6,808,758
Revenue from software services	6,236,912	9,119,570
Revenue from resale of software and hardware	27,524	65,568
	<u>12,131,669</u>	<u>15,993,896</u>
Geography wise revenue		
Americas	12,131,669	15,993,896

Effective April 1, 2018, the Company adopted IFRS 15 “Revenue from Contracts with Customers” using the cumulative catch-up transition method, applied to contracts that were not completed as at April 1, 2018. In accordance with the cumulative catch-up transition method, the comparatives have not been retrospectively adjusted. The impact of the adoption of IFRS 15 on the financial statements of the Company is insignificant.

Remaining performance obligations

The remaining performance obligation disclosure provides the aggregate amount of transaction price yet to be recognized as at the end of the reporting period and an explanation as to when the Company expects to recognize these amounts in revenue. Remaining performance obligation estimates are subject to change and are affected by various factors including, termination, changes in scope of contracts, adjustments for revenue that are not materialized and adjustments for currency. Applying the practical expedient as given in IFRS 15, the Company has not disclosed the following:

- a) the remaining performance obligations for contracts where revenue recognized corresponds directly with the value to the customer of the entity's performance completed to date including time and material, support service and subscription contracts and
- b) the remaining performance obligations in respect of other contracts, since those performance obligations have an original expected duration of one year or less in most of the cases.

During the year ended March 31, 2023 and 2022, the Company recognized revenue of \$ \$ 2,464,555 and \$3,012,120 arising from opening unearned revenue of \$ \$ 2,913,571 and \$3,276,457 as at April 1, 2022 and April 1, 2021.

The trade receivable including unbilled revenues amounted to \$4,493,643 at March 31, 2023 and \$8,673,131 at March 31, 2022 (\$ 9,390,051 as on March 31, 2021) is net of allowance for doubtful receivables made \$ 1,739,387 at March 31, 2023 and \$695,638 at March 31, 2022 (\$370,799 as on Mar 31, 2021).

7. Financial instruments and concentration of risk

The Company's financial risks comprise of market risk, credit risk and liquidity risk.

A. Market risk

Market risk is the risk that the fair value of future cash flows of a financial instrument will fluctuate because of changes in market prices. Market risk comprises of two types of risk: interest rate risk and foreign currency risk.

A.1 Foreign currency risk

Foreign currency risk is the risk that the fair value or future cash flows of an exposure will fluctuate because of changes in foreign exchange rates. The Company's exposure to the risk of changes in foreign exchange rates relates primarily to the Company's transactions denominated in a foreign currency with trade payables & loan.

The Company's exposure subject to the above risk as at March 31, 2022 and March 31, 2021 is as follows

Trade Payables

2023			2022		
Foreign currency	Value in foreign currency	Value in USD	Foreign currency	Value in foreign currency	Value in USD
SGD	63,998	47,936	SGD	30,574	22,456
AUD	137,563	91,472	AUD	16,017	11,877
CAD	677,988	498,287	CAD	677,988	538,106
CHF	26,441	28,690	CHF	15,673	16,807
GBP	144,341	177,741	GBP	6,605	8,609
NZD	-	-	NZD	11,684	8,062
MYR	10,278	2,385	MYR	-	-

Loan to affiliates

2023			2022		
Foreign currency	Value in foreign currency	Value in USD	Foreign currency	Value in foreign currency	Value in USD
SGD	15,291,840	11,453,895	SGD	9,420,029	6,918,729

B. Credit risk

Credit risk is the risk of financial loss to the Company, if the customer or counter party to the financial instruments fail to meet its contractual obligations and arises principally from the Company's receivables and treasury operations.

Customer credit risk is managed by Company's established policy, procedures and control relating to customer credit risk management. Outstanding customer receivables and unbilled revenues are regularly monitored and the Company creates a provision based on expected credit loss model.

B.1 Account receivables and unbilled revenues

Account receivables

Account receivables of the Company include dues from others which are exposed to credit risk.

There were two external customers that exceeded 10% of accounts receivable individually for March 31, 2023 and three for 2022

Unbilled revenues

Unbilled revenues of the Company are also exposed to risk in the event of the inability to bill the customer.

There were four external customers that exceeded 10% of unbilled revenues individually for March 31, 2023 and one for 2022

Credit risk exposure

The movement in provision for doubtful debts is as below:

Particulars	As at March 31,2023	As at March 31,2022
Balance at the beginning	695,638	370,799
Provisions for the year	1,415,802	454,867
Write-off	(372,053)	(130,028)
Balance at the end	1,739,387	695,638

Credit exposure

Nature of dues	As at March 31,2023	As at March 31,2022
Accounts receivables	1,666,398	3,639,645
Unbilled licenses revenue	1,033,351	2,543,453
Unbilled services revenue	1,793,894	2,490,034

Based on the Company's assessment, the expected credit losses were determined to be \$ 338,231 at March 31, 2023, and \$456,480 at March 31, 2022 on accounts receivables & unbilled revenues.

Notes Receivable - affiliates

The Company has credit exposure on account of notes receivables amounting to \$20,204,594 as of March 31, 2023 and \$16,044,433 as of March 31, 2022. However, these receivables are due only from its affiliates and accordingly there is no credit risk associated with.

B.2 Financial instruments and cash deposits

Investments of surplus funds are made only with approved counterparties. The Company is exposed to counterparty risk relating to deposits with banks. The Company places its cash equivalents based on the creditworthiness of the financial institutions.

C. Liquidity risk

Liquidity risks are those risks that the Company will not be able to settle or meet its obligations on time or at reasonable price. In the management of liquidity risk, the Company monitors and maintains a level of cash and cash equivalents deemed adequate by the management to finance the Company's operations and to mitigate the effects of fluctuations in cash flows. Due to the dynamic nature of the underlying business, the Company aims at maintaining flexibility in funding by keeping both committed and uncommitted credit lines available.

8. Fixed Assets

Fixed Assets consist of the following:

a) Cost	Computer Equipment	Furniture and Fixture	Office Equipment	Purchased Software(Intangibles)	Total
At March 31, 2021	\$ 1,714,810	\$ 335,113	\$ 283,296	\$ 285,840	\$ 2,619,060
- Addition	21,551		509		\$ 22,060
- Disposition	-	-	-	-	-
At March 31, 2022	\$ 1,736,361	\$ 335,113	\$ 283,806	\$ 285,840	\$ 2,641,121
- Addition	4,768		0		\$ 4,768
- Disposition	-	-	-	-	-
At March 31, 2023	\$ 1,741,129	\$ 335,113	\$ 283,806	\$ 285,840	\$ 2,645,889
b) Accumulated Depreciation	Computer Equipment	Furniture and Fixture	Office Equipment	Purchased Software(Intangibles)	Total
At March 31, 2021	\$ (1,673,604)	\$ (335,113)	\$ (265,894)	\$ (285,840)	\$ (2,560,452)
- Depreciation	(15,101)	0	(8,634)	0	\$ (23,734)
- Disposition	-	-	-	-	-
At March 31, 2022	\$ (1,688,705)	\$ (335,113)	\$ (274,528)	\$ (285,840)	\$ (2,584,186)
- Depreciation	(15,879)	0	(6,076)	0	\$ (21,954)
- Disposition	-	-	-	-	-
At March 31, 2023	\$ (1,704,583)	\$ (335,113)	\$ (280,603)	\$ (285,840)	\$ (2,606,140)
c) Net Book Value	Computer Equipment	Furniture and Fixture	Office Equipment	Purchased Software(Intangibles)	Total
At March 31, 2021	\$ 41,207	\$ 0	\$ 17,403	\$ 0	\$ 58,610
At March 31, 2022	\$ 47,656	\$ 0	\$ 9,278	\$ 0	\$ 56,934
At March 31, 2023	\$ 36,546	\$ 0	\$ 3,203	\$ 0	\$ 39,748

9. Leases

The Company leases office in NJ in the United States under an operating lease agreement for a period of 24 months ending January 31, 2024. The office lease includes an option to renew the lease for an additional period of 24 months period prior to the expiration of lease. The lease has a weighted average lease term of approximately 0.833 years as of March 31, 2023 . The operating lease ROU asset was \$12,632 and lease liability was \$11,725 as of March 31, 2023.

Right of use assets	Property	Total
At April 1, 2022	\$ 27,699	\$ 27,699
- Addition		-
- Depreciation	(15,067)	(15,067)
- Disposition		\$ -
At March 31, 2023	\$ 12,632	\$ 12,632

Lease Liabilities	Total
Maturity analysis - contractual undiscounted cash flows	
- Less than one year	\$ 12,033
- one to five years	\$ -
Total undiscounted lease liabilities at March 31, 2021	\$ 12,033
Lease liabilities at March 31, 2023	\$ 11,725

Amount recognized in profit or loss	Total
Interest on lease liabilities	\$ 1,335

Amount recognized in the statement of cash flows	Total
Repayment of lease liabilities	\$ 16,044

Rent expense for operating lease during fiscal year 2022 was \$16044.

10. Income taxes

The income tax expense consists of the following:

	For the year ended March 31		
	2023	2022	2021
Current federal & state taxes	\$ 357,054	\$ 660,323	\$ 563,536
Prior year adjustments-state taxes	-	-	42,777
Deferred tax (benefit)	(351,460)	127,941	904,842
Total Income tax (benefits)/expenses	\$ 5,594	\$ 788,264	\$ 1,511,155

The tax effects of significant temporary differences that resulted in deferred tax assets and liabilities and a description of the financial statement items that created these differences are:

	For the year ended March 31		
	<u>2023</u>	<u>2022</u>	<u>2021</u>
Deferred tax assets:			
Net operating loss carry forwards	\$ 18,273	\$ 32,476	\$ 100,382
Employee benefits	83,366	119,056	97,856
Fixed assets	2,549	(3,968)	(8,630)
Expenses currently not deductible for tax purpose	973,583	622,025	664,645
Total deferred tax assets	1,077,771	769,589	854,253
Less: Valuation allowance	-	-	-
Net deferred tax assets	\$ 1,077,771	\$ 769,589	\$ 854,253

In assessing the realizability of deferred tax assets, management considers whether it is more likely than not that some portion or all of the deferred tax assets will not be realized. The ultimate realization of deferred tax assets is dependent upon the generation of future taxable income during the periods in which the temporary differences become deductible.

The Company is subject to income tax in several jurisdictions and significant judgement is required in determining the provision for income taxes. During the ordinary course of business, there are transactions and calculations for which the ultimate tax determination is uncertain. As a result, the Company recognizes tax liabilities based on estimates of whether additional taxes and interest will be due. These tax liabilities are recognized when, despite the company's belief that its tax return positions are supportable, the company believes it is more likely than not that a taxation authority would not accept its filing position. In these cases, the Company records its tax balances based on either the most likely amount or the expected value, which weights multiple potential scenarios. The company believes that its accruals for tax liabilities are adequate for all open audit years based on its assessment of many factors including past experience and interpretations of tax law. No material uncertain tax positions exist as at March 31, 2023. This assessment relies on estimates and assumptions and may involve a series of complex judgments about future events. To the extent that the final tax outcome of these matters is different than the amounts recorded, such differences will impact income tax expense in the period in which such determination is made.

Management considers the scheduled reversal of temporary differences, projected future taxable income, and tax planning strategies in making this assessment. Based upon the level of historical taxable income and projections for future taxable income over the periods, in which deferred tax assets are deductible, management believes that it is more likely that the Company will not realize any benefits of these deductible differences.

At March 31, 2023, the company has net operating loss carry forwards for federal and state income tax purposes of approximately \$0 and \$261,040 respectively, which is available to offset future state taxable income, if any. Utilization of such net operating losses may be limited under certain circumstances as defined in the Internal Revenue Code.

The reported income tax expense differed from amounts computed by applying the enacted tax rates to income before taxes as a result of the following:

For the year ended March 31

	2023	2022
Net Income before taxes	218,269	2,981,211
Enacted tax rates	21%	21%
Computed expected tax expenses	45,836	626,054
Expected state income taxes, net of federal tax benefit	15,279	179,176
	61,115	805,230
Change in valuation allowance	(351,460)	127,941
Utilization of net operating losses	(14,203)	(67,906)
Others	310,142	(77,001)
Total Income tax (benefit)/expenses	5,594	788,264

As of March 31, 2023, the Company had a State net operating loss carryover of \$261,040 which is available to offset future taxable income.

11. Commitments

Retirement benefits to employees: The Company has a defined contribution 401(k) plan which is available to all regular full time U.S. employees upon three months completion from date of commencement of employment. Employees may contribute up to the maximum allowable by the Internal Revenue Code. The Company voluntarily matches 100% of the employees' contributions up to a maximum of \$3000 per annum of the employee's eligible contribution. In addition, the Company can make additional contributions at the discretion of the Management. Participants are immediately vested in their employee contributions. Employer contributions vest over a five year period. The Company's contributions for fiscal years 2023 and 2022 were \$ 35975 and \$38,150 respectively.

12. Common stock

Voting: Each holder of common stock is entitled to one vote per share.

Liquidation: In the event of liquidation of the Company, the holders of common stock shall be entitled to receive all of the remaining assets of the Company, after distribution of all preferential amounts, if any. Such amounts will be in proportion to the number of shares of common stock held by the stockholders.

Holdings: Certain minority investors hold less than 3% of the common stock outstanding of the Company, with the remainder owned by the Parent.

13. Investments:

- a) Ramco Systems Canada Inc (100%)– 10,000 Shares : USD 9,955
- b) Ramco Systems Defense and Security Incorporated (100%)- 10,000 Shares : USD 100,000

14. Related party transactions

The Company has significant transactions with its parent company Ramco Systems Limited. The Company has also transactions with its subsidiary & other fellow subsidiaries.

Under a distribution agreement, the Company markets personalized assembly applications that have been developed by its parent company, to customers in the United States. Under this agreement, the Company

pays its parent company royalty on license, Support services, Subscription, Application Installation & Activation Fees. In case the Company avails services from the parent company for its customers, the Company pays to the parent for time and material spent at agreed transfer pricing rates.

Summary of Related party transactions:

For the year ended March 31

<u>Due from/(to) Related Parties:</u>	<u>2023</u>	<u>2022</u>	<u>2021</u>
A. Ramco Systems Ltd., India	\$ (514,893)	\$ (938,985)	\$ (1,219,297)
B. Ramco Systems Canada Inc.	(498,287)	(740,725)	(485,306)
C. Ramco Systems Pte Ltd, Singapore	810,068	521,327	148,383
D. Ramco Systems Sdn.Bhd, Malaysia	84,966	(8,368)	80,542
E. Ramco Systems Australia Pty Ltd.	(52,327)	184,321	215,666
F. Ramco Systems (Shanghai) Company Ltd.	-	-	-
G. Ramco Systems FZ LLC, Dubai	7,123	41,000	13,123
H. Ramco System Inc, Philippines	(29,346)	-	19,185
I. PT Ramco Systems Indonesia	1,409	-	4,569
J. Ramco Systems Limited, Switzerland	(25,581)	(16,806)	-
K. Ramco Systems Pte Ltd., Hongkong (Branch)	22,792	19,116	9,206
L. Ramco Systems Ltd., UK (Branch)	(148,183)	(8,609)	26,387
M. Ramco Systems Australia Pty Ltd., New Zealand	7,629	(4,867)	-
N. Ramco Systems Defense And Security Incorporated	\$ (439,429)	\$ -	-
Total Due from/(to) Related Parties	\$ (774,059)	\$ (952,595)	\$ (1,187,542)

A . Receivable from/(Payable to) Ramco Systems Limited, India

For the year ended March 31

	<u>2023</u>	<u>2022</u>
Opening balance	\$ (938,985)	\$ (1,219,297)
<u>(Payable)/Receivable for:</u>		
Cost of services availed- Net	(1,325,422)	(2,102,323)
Royalty-Net	(1,963,777)	(2,536,937)
Salary-Net	(832)	(122)
Travel- Net	(64,885)	(55,778)
Hosting-Net	565,471	330,258
Outsourcing- Net	348,326	
Others-Net	(7,704)	(15,305)
Payments/(Receipts) (Net)	<u>2,872,915</u>	<u>4,660,519</u>
Closing balance	(514,893)	\$ (938,985)

B. Receivable from/(Payable to) Ramco Systems Canada Inc. (“Subsidiary”)

	<u>2023</u>	<u>2022</u>
Opening balance	\$ (740,725)	\$ (485,306)
<u>(Payable)/Receivable for:</u>		
Salary-Net	-	(47,146)
Travel-Net	-	
Hosting-Net	-	722.24
Others- Net	-	(285,000)
Payments/(Receipts) (Net)	242438	76,005
Closing balance	\$ (498,287)	\$ (740,725)

C. Receivable from/ (Payable to) Ramco Systems Pte Ltd , Singapore

	<u>2023</u>	<u>2022</u>
Opening balance	\$ 521,327	\$ 148,383
<u>(Payable)/Receivable for:</u>		
Salary-Net	(47,936)	(243,965)
Travel-Net		
Hosting- Net	406943.52	353,443
Payments/(Receipts) (Net)	(70,267)	263,466
Closing balance	\$ 810,068	\$ 521,327

D. Receivable from /(Payable to) Ramco Systems Sdn. Bhd , Malaysia

	<u>2023</u>	<u>2022</u>
Opening balance	\$ (8,368)	\$ 80,542
<u>(Payable)/Receivable for:</u>		
Salary-Net	(2,385)	(556)
Travel-Net		
Hosting- Net	95,719	90,205
Payments/(Receipts) (Net)		(178,559)
Closing balance	\$ 84,966	\$ (8,368)

E. Receivable from /(Payable to) Ramco Systems Australia Pty Ltd., Australia

	<u>2023</u>	<u>2022</u>
Opening balance	\$ 184,321	\$ 215,666
<u>(Payable)/Receivable for:</u>		
Salary-Net	(134,176)	(70,504)
Travel-Net	(14,356)	
Hosting- Net	609,359	446,198
Others- Net	(3,216)	
Payments/(Receipts) (Net)	(694,258)	(407,039)
Closing balance	\$ (52,327)	\$ 184,321

F. Receivable from /(Payable to) Ramco Systems (Shanghai) Company Limited

	<u>2023</u>	<u>2022</u>
Opening balance	\$ -	\$ -
<u>(Payable)/Receivable for:</u>		
Salary-Net		-
Travel-Net		-
Payments/(Receipts) (Net)		-
Closing balance	\$ -	\$ -

G. Receivable from /(Payable to) Ramco Systems FZ LLC, Dubai

	<u>2023</u>	<u>2022</u>
Opening balance	\$ 41,000	\$ 13,123
<u>(Payable)/Receivable for:</u>		
Salary-Net		
Travel-Net		
Hosting -Net	242,820	179,649
Others		41,000
Payments/(Receipts) (Net)	(276,697)	(192,773)
Closing balance	\$ 7,123	\$ 41,000

H. Receivable from /(Payable to) Ramco System Inc, Philippines

	<u>2023</u>	<u>2022</u>
Opening balance	\$ -	\$ 19,185
<u>(Payable)/Receivable for:</u>		
Salary-Net	(16,189)	(7,875)
Travel-Net	(607)	
Hosting -Net	281,296	250,216
Payments/(Receipts) (Net)	(293,845)	(261,526)
Closing balance	<u>(29,346)</u>	<u>-</u>

I. Receivable from /(Payable to) PT Ramco Systems Indonesia

	<u>2023</u>	<u>2022</u>
Opening balance	\$ 0	\$ 4,569
<u>(Payable)/Receivable for:</u>		
Salary-Net		
Travel-Net		
Hosting -Net	1,409	14,679
Payments/(Receipts) (Net)		(19,248)
Closing balance	<u>\$ 1,409</u>	<u>\$ 0</u>

J. Receivable from /(Payable to) Ramco Systems Ltd., Switzerland

	<u>2023</u>	<u>2022</u>
Opening balance	\$ (16,806)	\$ -
<u>(Payable)/Receivable for:</u>		
Salary-Net	(6,686)	(16,805)
Travel-Net	(4,382)	
Hosting -Net	50,728	20,802
Payments/(Receipts) (Net)	(48,436)	(20,802)
Closing balance	<u>\$ (25,581)</u>	<u>\$ (16,806)</u>

K. Receivable from /(Payable to) Ramco Systems Pte Ltd., Hongkong (Branch)

	<u>2023</u>	<u>2022</u>
Opening balance	\$ 19,116	\$ 9,206
<u>(Payable)/Receivable for:</u>		
Salary-Net		
Travel-Net		
Hosting -Net	3,677	9,909
Payments/(Receipts) (Net)		-
Closing balance	\$ 22,792	\$ 19,116

L. Receivable from /(Payable to) Ramco Systems Ltd., UK (Branch)

	<u>2023</u>	<u>2022</u>
Opening balance	\$ (8,609)	\$ 26,387
<u>(Payable)/Receivable for:</u>		
Salary-Net	(61,971)	(76,067)
Travel-Net		
Hosting -Net	29,558	26,154
Others-Net	(165,740)	
Payments/(Receipts) (Net)	58,579	14917
Closing balance	\$ (148,183)	\$ (8,609)

M. Receivable from /(Payable to) Ramco Systems Australia Pty Ltd., New Zealand

	<u>2023</u>	<u>2022</u>
Opening balance	\$ (4,867)	\$ -
<u>(Payable)/Receivable for:</u>		
Salary-Net	(26,628)	(39,388)
Travel-Net	-	(694)
Hosting- Net	4,434	13,385
Others- Net		
Payments/(Receipts) (Net)	34,690	21,830
Closing balance	\$ 7,629	\$ (4,867)

N. Receivable from /(Payable to) Ramco Systems Defense And Security Incorporated, USA

	<u>2023</u>	<u>2022</u>
Opening balance	\$ -	\$ -
<u>(Payable)/Receivable for:</u>		
Salary-Net	-	-
Travel-Net	-	-
Hosting- Net	-	-
Others- Net	-	-
Payments/(Receipts) (Net)	(439,429)	-
Closing balance	\$ (439,429)	\$ -

15. Notes Receivable from related parties/affiliates

The notes receivable represents \$ 20,204,594 at March 31, 2023 (\$ 16,044,433 as on March 31 2022) loaned to fellow subsidiaries:

- Ramco Systems Australia Pty Ltd , Australia \$ 3,850,019 at March 31, 2023 (\$3,509,642 at March 31 2022),
- Ramco Systems Pte Ltd, Singapore \$ 11,453,895 at March 31, 2023 (\$6,918,729 at March 31 2022),
- Ramco Systems Sdn.Bhd, Malaysia \$ 4,476,000 at March 31,2023(\$3,785,000 at March 31 2022),
- Ramco Systems Inc. Philippines \$0 at March 31,2023(\$1,781,000 as at March 31, 2022)
- Ramco Japan Software Limited, Japan \$424,680 at March 31, 2023 (\$50,062 as at March 31, 2022)
- Ramco Systems Defense And Security Incorporated \$0 at March 31,2023 (\$0 as at March 31, 2022)

The loan given is unsecured and bears interest at the rate of 5% as per agreement. The loan and interest are repayable on demand.

Particulars	Ramco Systems Australia Pty Ltd, Australia		Ramco Systems Pte Ltd, Singapore		Ramco Systems Sdn.Bhd., Malaysia		Ramco System Inc, Philippines		Ramco Japan Software Limited, Japan		Ramco Systems Defense And Security Incorporated	
	<u>2023</u>	<u>2022</u>	<u>2023</u>	<u>2022</u>	<u>2023</u>	<u>2022</u>	<u>2023</u>	<u>2022</u>	<u>2023</u>	<u>2022</u>	<u>2023</u>	<u>2022</u>
Opening balance	3,509,642	3,657,903	6,918,729	5,639,022	3,785,000	3,731,859	1,781,000	1,381,000	50,062	-	-	-
Loan Given	895,000	120,000	4,423,638	1,284,356	691,000	100,000	-	620,000	365,000	50,000	150,000	-
Interest	181,832	178,480	414,666	312,335	194,761	186,132	57,915	94,527	9,619	62	1,106	-
<u>Receipts</u>												
Loan	(554,623)	(268,253)	-	-	-	(46,859)	(1,781,000)	(220,000)	-	-	(150,000)	-
Interest	(181,832)	(178,488)	(414,666)	(283,156)	(194,761)	(186,132)	(57,915)	(94,527)	-	-	(1,106)	-
Forex	-	-	111,528	(33,829)	-	-	-	-	-	-	-	-
Closing balance	3,850,019	3,509,642	11,453,895	6,918,729	4,476,000	3,785,000	-	1,781,000	424,680	50,062	-	-

16. Impact of COVID-19:

Though the outbreak of Novel Coronavirus ('COVID-19') has impacted the business, the Company has, based on information available, taken into account the possible impact of COVID-19, including on the carrying amounts of financial and non-financial assets and as per the current assessment of the Company, there is no material impact in respect of these in the preparation of the financial statements.