

February 12, 2022

National Stock Exchange of India Ltd.,
Exchange Plaza, 5th Floor,
Plot No:C/1, G Block,
Bandra Kurla Complex, Bandra (E),
Mumbai – 400 051.
Scrip: RAMCOSYS

BSE Ltd.,
Corporate Relationship Department,
Phiroze Jeejeebhoy Towers,
Dalal Street, Mumbai – 400 001.
Scrip: 532370

Dear Sir/Madam,

Sub: Outcome of the Board Meeting held on February 12, 2022

The Board of Directors, in its Meeting held today (February 12, 2022), approved the Un-Audited Financial Results (Standalone and Consolidated) for the quarter & nine months ended December 31, 2021.

Time of commencement of the Board Meeting - 10:30 a.m.
Time of completion of the Board Meeting - 12:15 p.m.

1) Pursuant to Regulation 33(3) of SEBI (Listing Obligations and Disclosure Requirements) Regulations, 2015, we enclose the following, duly reviewed by the Audit Committee and approved by the Board of Directors:

- ❖ Standalone and Consolidated Un-Audited Financial Results for the quarter & nine months ended December 31, 2021.
- ❖ Limited Review Report from the Statutory Auditors on the Standalone and Consolidated Un-Audited Financial Results for the quarter & nine months ended December 31, 2021.
- ❖ A copy of the newspaper publication on the Financial Results of the Company in the prescribed format being published.

2) Approved the formulation of new Employees Stock Option Scheme named as Employees Stock Option Scheme 2022 (ESOS 2022) for grant of stock options to the employees.


The aforesaid intimation is also being hosted on the website of the Company www.ramco.com.

Kindly take on record the same.

Thanking you

Yours sincerely,

For **RAMCO SYSTEMS LIMITED**


VIJAYA RAGHAVAN N
COMPANY SECRETARY

Ramco Systems Limited

Corporate Headquarters : 64, Sardar Patel Road, Taramani, Chennai 600 113, India |
Tel: +91 44 2235 4510 / 66534000 Fax: +91 44 2235 2884 | CIN : L72300TN1997PLC037550 |
Registered Office 47, P.S.K. Nagar, Rajapalayam 626 108, India

Global Offices | India | Singapore | Malaysia | China | HongKong | Philippines | Australia | Dubai | USA | Canada |
United Kingdom | Germany | Switzerland | South Africa | Sudan
www.ramco.com

Ramco Systems Limited

Registered Office : 47, PSK Nagar, Rajapalayam - 626 108. CIN: L72300TN1997PLC037550

Corporate Office : No. 64, Sardar Patel Road, Taramani, Chennai 600 113. Website : www.ramco.com, E-mail: InvestorRelations@ramco.com

ramco

Rs. Min.

Statement of Standalone Financial Results for the Quarter & Nine Months Ended December 31, 2021

Sl. No.	Particulars	Unaudited for the Quarter Ended			Unaudited for the Nine Months Ended		Audited for the Year Ended
		December 31, 2021	September 30, 2021	December 31, 2020	December 31, 2021	December 31, 2020	March 31, 2021
1	Income						
	Revenue from operations	657.27	735.37	984.18	2,081.65	2,569.70	3,450.05
	Other Income	21.93	41.27	22.57	85.09	71.94	93.53
	Total Income	679.20	776.64	1,006.75	2,166.74	2,641.64	3,543.58
2	Expenses						
	Purchase of stock-in-trade	2.75	0.44	2.87	3.65	4.54	46.32
	Changes in inventories of stock-in-trade	-	-	-	-	-	-
	Employee benefits expense	410.84	391.11	371.05	1,184.21	996.02	1,317.36
	Finance costs	11.41	12.14	15.60	35.27	63.66	75.91
	Depreciation and amortisation expense	176.47	176.61	155.46	524.64	472.95	629.52
	Other expenses	228.50	378.26	160.31	813.15	480.93	662.10
	Total Expenses	829.97	958.56	705.29	2,560.92	2,018.10	2,731.21
3	Profit/(Loss) before tax (1 - 2)	(150.77)	(181.92)	301.46	(394.18)	623.54	812.37
4	Income Tax expense						
	Current tax	-	-	54.69	-	112.67	133.06
	Deferred tax (including MAT credit)	(40.00)	(10.00)	81.71	(50.00)	174.62	237.06
	Total tax expenses	(40.00)	(10.00)	136.40	(50.00)	287.29	370.12
5	Profit/(Loss) (3 - 4)	(110.77)	(171.92)	165.06	(344.18)	336.25	442.25
6	Other comprehensive Income (OCI)						
	(I) Items that will not be reclassified to profit or loss						
	Remeasurement of defined benefit obligations (net)	-	-	-	-	-	4.69
	Income tax on above items	-	-	-	-	-	(1.37)
	Total	-	-	-	-	-	3.32
	(II) Items that may be reclassified to profit or loss						
	Effect of change in functional currency of foreign operations	(0.65)	1.43	(0.17)	(3.91)	5.46	4.46
	Income tax on above items	-	-	-	-	-	-
	Total	(0.65)	1.43	(0.17)	(3.91)	5.46	4.46
	Other comprehensive Income, net of tax (I + II)	(0.65)	1.43	(0.17)	(3.91)	5.46	7.78
7	Total comprehensive Income (5 + 6)	(111.42)	(170.49)	164.89	(348.09)	341.71	450.03
8	Paid-up Equity Share Capital - Face value of Rs.10/- each	307.89	307.68	307.09	307.89	307.09	307.49
9	Earnings Per Share on Sl. No. 5- Face value of Rs.10/- each (Annualised only for yearly figures):						
	Basic	(3.60)	(5.60)	5.39	(11.20)	10.98	14.43
	Diluted	(3.60)	(5.60)	5.39	(11.20)	10.98	14.43




For RAMCO SYSTEMS LIMITED

P.R. Venketrama Raja
P.R. Venketrama Raja
Chairman

Notes: (The amounts in brackets in the notes denote the figures for the corresponding quarter of the previous year).

- 1 The above Standalone Financial Results of Ramco Systems Limited, India (the "Company") were reviewed by the Audit Committee and approved by the Board of Directors in its meeting held on February 12, 2022. The Standalone Financial Results are prepared in accordance with the Indian Accounting Standards (Ind-AS) as prescribed under Section 133 of the Companies Act, 2013 read with the relevant rules issued thereunder. The Statutory Auditors have carried out a limited review of the Standalone Financial Results of the Company for the nine months ended December 31, 2021 and have issued an unmodified report.
- 2 Employee benefits expense includes cost towards the proportionate fair value of the stock options granted to various employees, amortised over the graded vesting period ("ESOP Cost"). Such ESOP Cost for the quarter includes reversal of Rs.2.14 Min. (reversal of Rs.1.23 Min.).
- 3 Other expenses for the quarter includes bad debts / provision for doubtful debts & advances of Rs.13.06 Min. (Rs.27.90 Min.).
- 4 Other expenses for the quarter also includes foreign exchange fluctuation loss of Rs.0.06 Min. (gain of Rs.36.85 Min.) as against loss of Rs.30.43 Min. during the previous quarter.
- 5 During the quarter, the Company had allotted a total of 20,710 equity shares of Rs.10/- each under the Employees Stock Option Schemes ("ESOS") of the Company. Accordingly, the paid up capital of the Company increased to Rs.307.89 Min. from Rs.307.68 Min. as at September 30, 2021.
- 6 During the quarter, the Company had borrowed Rs.98.09 Min. (Repaid Rs.380 Min., USD 5.16 Min.). The Borrowings as at December 31, 2021 were Rs.98.09 Min. (as at December 31, 2020 were Rs.117.50 Min. USD 1.61 Min.).
- 7 The Government of India had enacted The Code on Wages 2019, The Industrial Relations Code 2020, The Occupational Safety, Health & Working Conditions Code 2020 and The Social Security Code 2020, subsuming various existing labour and industrial laws, but the effective date is yet to be notified. The impact of the legislative changes if any will be assessed and recognised post notification of relevant provisions.
- 8 Estimation of uncertainties relating to the Global Pandemic ("COVID-19"):
The outbreak of Novel Coronavirus (COVID19) continues to progress and evolve, which has impacted the business. However, it is challenging now, to predict the full extent and duration of its business and economic impact. The Company has, based on information available, taken into account the possible impact of COVID-19, including on the carrying amounts of financial and non-financial assets and as per the current assessment of the Company, there is no material impact in respect of these in the preparation of the financial statements. However, the impact of COVID-19 on the Company's financial statements may differ from that estimated as at the date of approval of these financial statements and the Company will continue to monitor the uncertainties caused by COVID-19 to assess the impact on our future economic conditions.
- 9 The Company has only one operating segment- viz., Software Solutions & Services.
- 10 Figures for the previous period(s) have been regrouped / restated wherever necessary to make them comparable with the figures for the current period(s).

By order of the Board
For Ramco Systems Limited


P.R. Venketrama Raja
Chairman

Place : Rajapalayam
Date : February 12, 2022



**INDEPENDENT AUDITOR'S REVIEW REPORT ON REVIEW OF UNAUDITED QUARTERLY AND YEAR TO DATE
STANDALONE FINANCIAL RESULTS OF THE COMPANY PURSUANT TO THE REGULATION 33 OF THE SEBI (LISTING
OBLIGATIONS AND DISCLOSURE REQUIREMENTS) REGULATIONS, 2015**

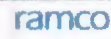
TO THE BOARD OF DIRECTORS OF RAMCO SYSTEMS LIMITED

1. We have reviewed the accompanying Statement of Unaudited Standalone Financial Results of M/s. Ramco Systems Limited (the "Company") for the quarter ended 31 December 2021 and year to date results for the period from 01 April 2021 to 31 December 2021 (the "Statement"), being submitted by the Company pursuant to the requirements of Regulation 33 of the SEBI (Listing Obligations and Disclosure Requirements) Regulations, 2015, as amended (the "Regulation").
2. This Statement, which is the responsibility of the Company's Management and has been approved by the Board of Directors of the Company, has been prepared in accordance with the recognition and measurement principles laid down in Indian Accounting Standard 34 "Interim Financial Reporting" ("Ind AS 34"), prescribed under Section 133 of the Companies Act, 2013, as amended, read with relevant rules issued thereunder and other accounting principles generally accepted in India. Our responsibility is to issue a report on the Statement based on our review.
3. We conducted our review of the Statement in accordance with the Standard on Review Engagements (SRE) 2410, "Review of Interim Financial Information Performed by the Independent Auditor of the Entity", issued by the Institute of Chartered Accountants of India. This standard requires that we plan and perform the review to obtain moderate assurance as to whether the Statement is free of material misstatement. A review is limited primarily to inquiries of company personnel and analytical procedures applied to financial data and thus provides less assurance than an audit. We have not performed an audit and accordingly, we do not express an audit opinion.
4. Based on our review conducted as above, nothing has come to our attention that causes us to believe that the accompanying Statement, prepared in accordance with applicable accounting standards and other recognized accounting practices and policies, has not disclosed the information required to be disclosed in terms of Regulation, 33 of the SEBI (Listing Obligations and Disclosure Requirements) Regulations, 2015, as amended, including the manner in which it is to be disclosed, or that it contains any material misstatement.

For M.S. Jagannathan & N. Krishnaswami
Chartered Accountants
Firm Registration Number: 001208S



K. Srinivasan
Partner
Membership No. 021510
UDIN: 22021510ABNBCC6580
Chennai
12 February 2022



Sl. No.	Particulars	Unaudited for the Quarter Ended						Unaudited for the Nine Months Ended				Audited for the Year Ended	
		December 31, 2021		September 30, 2021		December 31, 2020		December 31, 2021		December 31, 2020		March 31, 2021	
		Rs. Mln.	USD Mln.	Rs. Mln.	USD Mln.	Rs. Mln.	USD Mln.	Rs. Mln.	USD Mln.	Rs. Mln.	USD Mln.	Rs. Mln.	USD Mln.
1	Income												
	Revenue from operations	1,200.27	17.00	1,607.10	19.19	1,713.79	23.34	4,071.87	55.36	4,764.45	64.31	6,253.06	84.92
	Other income	16.15	0.22	39.26	0.53	26.37	0.38	79.49	1.09	114.97	1.58	145.65	1.99
	Total Income	1,216.42	17.22	1,646.36	19.69	1,740.16	23.72	4,151.36	56.44	4,879.42	65.89	6,408.71	86.90
2	Expenses												
	Purchase of stock-in-trade	4.82	0.07	0.45	0.01	9.00	0.13	6.19	0.09	14.71	0.20	60.25	0.82
	Changes in inventories of stock-in-trade	-	-	-	-	-	-	-	-	-	-	-	-
	Employee benefits expense	770.39	10.39	724.01	9.86	724.19	10.00	2,223.80	30.37	2,055.86	27.78	2,761.57	37.44
	Finance costs	13.07	0.18	14.01	0.19	18.14	0.25	40.85	0.56	73.74	0.99	99.25	1.30
	Depreciation and amortisation expense	189.38	2.53	190.12	2.59	171.23	2.33	565.87	7.69	519.29	7.01	691.46	9.38
	Other expenses	556.14	7.68	630.61	8.58	447.97	6.10	1,747.23	23.76	1,294.63	17.34	1,729.31	23.43
	Total Expenses	1,644.90	20.87	1,699.29	21.23	1,361.53	18.81	4,693.94	63.46	3,846.62	52.29	5,229.84	72.37
3	Profit/(Loss) before share of Profit/(Loss) of an associate and tax (1 - 2)	(288.38)	(3.65)	(112.94)	(1.59)	369.83	4.82	(442.58)	(6.02)	931.49	12.67	1,878.87	24.53
4	Share of Profit/(Loss) of an associate	-	-	-	-	-	-	-	-	-	-	0.25	-
5	Profit/(Loss) before tax (3 + 4)	(288.38)	(3.65)	(112.94)	(1.59)	369.83	4.82	(442.58)	(6.02)	931.49	12.67	1,879.12	24.53
6	Income tax expense												
	Current tax	20.87	0.28	24.37	0.33	94.18	1.15	72.32	0.99	183.24	2.47	187.28	2.54
	Deferred tax (includes MAT credit)	(40.00)	(0.54)	(10.00)	(0.14)	95.35	1.30	(50.00)	(0.69)	255.72	3.45	324.96	4.41
	Total tax expense	(19.13)	(0.26)	14.37	0.19	179.53	2.45	22.32	0.30	438.96	5.92	512.24	6.99
7	Profit/(Loss) (5 - 6)	(269.25)	(3.91)	(127.31)	(1.78)	190.30	2.47	(464.90)	(6.32)	492.53	6.75	1,366.88	17.54
8	Other comprehensive income (OCI)												
	(i) Items that will not be reclassified to profit or loss												
	Remeasurement of defined benefit obligations (net)	-	-	-	-	-	-	-	-	-	-	4.69	0.07
	Income tax on above items	-	-	-	-	-	-	-	-	-	-	(1.37)	(0.02)
	Total	-	-	-	-	-	-	-	-	-	-	3.32	0.05
	(ii) Items that may be reclassified to profit or loss												
	Effect of change in functional currency of foreign operations	(1.61)	(0.23)	4.61	0.07	(44.98)	0.12	30.93	(0.73)	(111.26)	1.09	(115.98)	0.85
	Income tax on above items	-	-	-	-	-	-	-	-	-	-	-	-
	Total	(1.61)	(0.23)	4.61	0.07	(44.98)	0.12	30.93	(0.73)	(111.26)	1.09	(115.98)	0.85
	Other comprehensive income, net of tax (1 + ii)	(1.61)	(0.23)	4.61	0.07	(44.98)	0.12	30.93	(0.73)	(111.26)	1.09	(112.63)	0.79
9	Total comprehensive income (7 + 8)	(270.86)	(4.14)	(122.70)	(1.71)	145.32	2.59	(433.97)	(7.05)	381.27	7.84	1,254.25	16.33
10	Profit/(Loss) attributable to:												
	a) Share holders of the Company	(251.57)	(3.41)	(129.00)	(1.76)	178.91	2.44	(469.82)	(6.39)	494.22	6.54	557.77	7.58
	b) Non-controlling interest	1.71	0.02	1.70	0.02	2.39	0.03	5.02	0.07	8.22	0.11	9.21	0.12
	Total	(249.86)	(3.39)	(127.30)	(1.74)	181.30	2.47	(464.80)	(6.32)	482.44	6.65	566.98	7.69
11	Total comprehensive income attributable to:												
	a) Share holders of the Company	(252.58)	(3.43)	(124.39)	(1.69)	133.89	2.56	(438.80)	(7.12)	372.06	7.83	445.11	8.29
	b) Non-controlling interest	1.72	0.02	1.79	0.02	2.39	0.03	5.02	0.07	8.22	0.11	9.21	0.12
	Total	(250.86)	(3.41)	(122.60)	(1.67)	136.28	2.59	(433.78)	(7.05)	380.28	7.94	454.32	8.41
12	Paid-up Equity Share Capital - Face value of Rs.10/- each	307.89	6.07	307.89	6.07	307.89	6.05	307.89	6.07	307.89	6.06	307.49	6.05
13	Earnings Per Share on Sl. No. 10(a)- Face value of Rs.10/- each, in Rs. and USD:												
	Basic	(8.19)	(0.11)	(4.20)	(0.06)	5.86	0.08	(15.29)	(0.21)	15.81	0.21	18.20	0.25
	Diluted	(8.19)	(0.11)	(4.20)	(0.06)	5.84	0.08	(15.29)	(0.21)	15.81	0.21	18.20	0.25
	(Annualised only for yearly figures)												




For RAMCO SYSTEMS LIMITED
P.R. Venketrana Raja
 P.R. Venketrana Raja
 Chairman

Notes: (The amounts in brackets in the notes denote the figures for the corresponding quarter of the previous year).

- 1 The above Consolidated Financial Results of Ramco Systems Limited, India (the "Company"), its subsidiaries, (together referred to as "Group") and its Associate were reviewed by the Audit Committee and approved by the Board of Directors in its meeting held on February 12, 2022. The Consolidated Financial Results are prepared in accordance with the Indian Accounting Standards (Ind-AS) as prescribed under Section 133 of the Companies Act, 2013 read with the relevant rules issued thereunder. The Statutory Auditors have carried out a limited review of the Consolidated Financial Results of the Group for the nine months ended December 31, 2021 and have issued an unmodified report.
- 2 Employee benefits expense includes cost towards the proportionate fair value of the stock options granted to various employees, amortised over the graded vesting period ("ESOP Cost"). Such ESOP Cost for the quarter includes reversal of Rs.2.14 Min. USD 0.03 Min. (reversal of Rs.1.23 Min. USD 0.02 Min.).
- 3 Other expenses for the quarter includes bad debts / provision for doubtful debts & advances of Rs.148.70 Min. USD 2.01 Min. (Rs.117.66 Min. USD 1.60 Min.).
- 4 Other expenses for the quarter also includes foreign exchange fluctuation loss of Rs.14.00 Min. USD 0.19 Min. (gain of Rs.43.86 Min. USD 0.60 Min.) as against loss of Rs.42.63 Min. USD 0.58 Min. during the previous quarter.
- 5 During the quarter, the Company had allotted a total of 20,710 equity shares of Rs.10/- each under the Employees Stock Option Schemes ("ESOS") of the Company. Accordingly, the paid up capital of the Company increased to Rs.307.89 Min. USD 6.07 Min. from Rs.307.68 Min. USD 6.07 Min. as at September 30, 2021.
- 6 During the quarter, the Group had borrowed Rs.98.09 Min., USD 1.32 Min. (Repaid Rs.380 Min., USD 5.16 Min.). The Borrowings as at December 31, 2021 were Rs.98.09 Min., USD 1.32 Min. (as at December 31, 2020 were Rs.117.50 Min. USD 1.61 Min.).
- 7 The Government of India had enacted The Code on Wages 2019, The Industrial Relations Code 2020, The Occupational Safety, Health & Working Conditions Code 2020 and The Social Security Code 2020, subsuming various existing labour and industrial laws, but the effective date is yet to be notified. The impact of the legislative changes if any will be assessed and recognised post notification of relevant provisions.
- 8 Estimation of uncertainties relating to the Global Pandemic ("COVID-19"):
The outbreak of Novel Coronavirus (COVID19) continues to progress and evolve, which has impacted the business. However, it is challenging now, to predict the full extent and duration of its business and economic impact. The Group has, based on information available, taken into account the possible impact of COVID-19, including on the carrying amounts of financial and non-financial assets and as per the current assessment of the Group, there is no material impact in respect of these in the preparation of the financial statements. However, the impact of COVID-19 on the Group's financial statements may differ from that estimated as at the date of approval of these financial statements and the Group will continue to monitor the uncertainties caused by COVID-19 to assess the impact on our future economic conditions.
- 9 The Group has only one operating segment-viz., Software Solutions & Services.
- 10 Figures for the previous period(s) have been regrouped / restated wherever necessary to make them comparable with the figures for the current period(s).

Place : Rajapalayam
Date : February 12, 2022

For Ramco Systems Limited


P.R Venketrana Raja
Chairman



**INDEPENDENT AUDITOR'S REVIEW REPORT ON REVIEW OF UNAUDITED QUARTERLY AND YEAR TO DATE
CONSOLIDATED FINANCIAL RESULTS OF THE COMPANY PURSUANT TO THE REGULATION 33 OF THE SEBI (LISTING
OBLIGATIONS AND DISCLOSURE REQUIREMENTS) REGULATIONS, 2015**

TO THE BOARD OF DIRECTORS OF RAMCO SYSTEMS LIMITED

1. We have reviewed the accompanying Statement of Unaudited Consolidated Financial Results of M/s. Ramco Systems Limited, India (the "Parent") and its subsidiaries (the Parent and its subsidiaries together referred to as the "Group"), and its share of the net profit / (loss) after tax and total comprehensive income of its associate for the quarter ended 31 December 2021 and year to date results for the period from 01 April 2021 to 31 December 2021 (the "Statement") attached herewith, being submitted by the Parent pursuant to the requirements of Regulation 33 of the SEBI (Listing Obligations and Disclosure Requirements) Regulations, 2015 as amended (the "Regulation").
2. This Statement, which is the responsibility of the Parent's Management and has been approved by the Board of Directors of the Parent, has been prepared in accordance with the recognition and measurement principles laid down in Indian Accounting Standard 34 "Interim Financial Reporting" ("Ind AS 34"), prescribed under Section 133 of the Companies Act, 2013, as amended, read with relevant rules issued thereunder and other accounting principles generally accepted in India. Our responsibility is to express a conclusion on the Statement based on our review.
3. We conducted our review of the Statement in accordance with the Standard on Review Engagements (SRE) 2410, "Review of Interim Financial Information Performed by the Independent Auditor of the Entity", issued by the Institute of Chartered Accountants of India. A review of interim financial information consists of making inquiries, primarily of persons responsible for financial and accounting matters, and applying analytical and other review procedures. A review is substantially less in scope than an audit conducted in accordance with Standards on Auditing and consequently does not enable us to obtain assurance that we would become aware of all significant matters that might be identified in an audit. Accordingly, we do not express an audit opinion.

We also performed procedures in accordance with the circular issued by the SEBI under Regulation 33(8) of the SEBI (Listing Obligations and Disclosure Requirements) Regulations, 2015, as amended, to the extent applicable.

This Statement includes the results of the following entities:

Parent:

Ramco Systems Limited, India

Subsidiaries:

- a) Ramco Systems Corporation, USA
- b) Ramco Systems Canada Inc., Canada
- c) Ramco Systems Ltd., Switzerland
- d) Ramco Systems Sdn. Bhd., Malaysia
- e) Ramco Systems Pte. Ltd., Singapore
- f) RSL Enterprise Solutions (Pty) Ltd., South Africa
- g) Ramco Systems FZ-LLC, Dubai
- h) RSL Software Company Ltd., Sudan

Associate:

- a) City Works (Pty) Ltd., South Africa

✓
2 Floor, New #10, Salai Road Extension, Thillainagar, Trichy 620018.
G7, Parsn Paradise, #46, GN Chetty Road, T. Nagar, Chennai 600017.
+91 9381 721 405 Srinivasan.k@msjandnk.in

- i) Ramco Systems Australia Pty. Ltd., Australia
 - j) Ramco System Inc., Philippines
 - k) Ramco Systems (Shanghai) Co. Ltd., China
 - l) Ramco System Vietnam Company Ltd., Vietnam
 - m) PT Ramco Systems Indonesia, Indonesia
 - n) Ramco Systems Macau Ltd., Macau
 - o) Ramco Software Japan Limited, Japan
4. Based on our review conducted and procedures performed as stated in paragraph 3 above, nothing has come to our attention that causes us to believe that the accompanying Statement, prepared in accordance with the recognition and measurement principles laid down in the aforesaid Indian Accounting Standard and other accounting principles generally accepted in India, has not disclosed the information required to be disclosed in terms of the Regulation, read with the Circular, including the manner in which it is to be disclosed, or that it contains any material misstatement.
5. The Statement also includes the Group's share of net profit/loss in respect of an Associate based on their interim financial statements / financial information / financial results which have not been reviewed/audited by their auditors. According to the information and explanations given to us by the Management, these financial statements / financial information / financial results are not material to the Group.

Our conclusion on the Statement is not modified in respect of the above matter.

For M.S. Jagannathan & N. Krishnaswami
Chartered Accountants
Firm Registration Number: 001208S



K. Srinivasan
Partner
Membership No. 021510
UDIN: 22021510ABNBKD9968
Chennai
12 February 2022

Ramco Systems Limited

Registered Office : 47, PSK Nagar, Rajapalayam - 626 108.

Corporate Office : 64, Sarder Patel Road, Taramani, Chennai 600 113.

ramco

Extract of Consolidated Financial Results for the Quarter & Nine Months Ended December 31, 2021

CIN: L72300TN1997PLC037550 E-mail: InvestorRelations@ramco.com Website: www.ramco.com

Particulars	Unaudited for the Quarter Ended						Unaudited for the Nine Months Ended				Audited for the Year Ended	
	December 31, 2021		September 30, 2021		December 31, 2020		December 31, 2021		December 31, 2020		March 31, 2021	
	Rs. Min.	USD Min.	Rs. Min.	USD Min.	Rs. Min.	USD Min.	Rs. Min.	USD Min.	Rs. Min.	USD Min.	Rs. Min.	USD Min.
1 Total income from operations	1,276.42	17.22	1,446.36	19.68	1,742.16	23.73	4,151.36	56.44	4,879.42	65.86	6,408.71	86.90
2 Net profit / (loss) for the period (before tax, exceptional items)	(269.38)	(3.65)	(112.84)	(1.55)	360.83	4.92	(442.58)	(6.02)	931.40	12.57	1,079.22	14.63
3 Net profit / (loss) for the period before tax (after exceptional items)	(269.38)	(3.65)	(112.84)	(1.55)	360.83	4.92	(442.58)	(6.02)	931.40	12.57	1,079.22	14.63
4 Net profit / (loss) for the period after tax (after exceptional items)	(250.35)	(3.39)	(127.21)	(1.74)	181.30	2.47	(464.80)	(6.32)	492.44	6.65	566.98	7.68
5 Total comprehensive income for the period (comprising profit / (loss) for the period (after tax) and other comprehensive income (after tax))	(251.36)	(3.62)	(122.60)	(1.67)	136.32	2.59	(433.87)	(7.05)	381.18	7.74	454.32	8.41
6 Equity share capital (face value of Rs.10 each)	307.89	6.07	307.68	6.07	307.09	6.06	307.89	6.07	307.09	6.06	307.49	6.06
7 Reserves (excluding revaluation reserve) as shown in the Balance Sheet											6,210.99	83.19
8 Earnings per share for the period (before and after extraordinary items) of Rs.10 each, in Rs. and USD: (Annualised only for yearly figures)												
Basic	(8.19)	(0.11)	(4.20)	(0.06)	5.84	0.08	(15.29)	(0.21)	15.81	0.21	18.20	0.25
Diluted	(8.19)	(0.11)	(4.20)	(0.06)	5.84	0.08	(15.29)	(0.21)	15.81	0.21	18.20	0.25

Notes:

1 The above is an extract of the detailed format of Quarterly Financial Results filed with the Stock Exchanges under Regulation 33 of the SEBI (Listing Obligations and Disclosures Requirements) Regulations, 2015. The full format of the Quarterly Financial Results are available on the Company's website at www.ramco.com and BSE website www.bseindia.com and NSE website www.nseindia.com.

2 The above Consolidated Financial Results of Ramco Systems Limited, India (the "Company"), its subsidiaries, (together referred to as "Group") and its Associate were reviewed by the Audit Committee and approved by the Board of Directors in its meeting held on February 12, 2022. The Consolidated Financial Results are prepared in accordance with the Indian Accounting Standards (Ind-AS) as prescribed under Section 133 of the Companies Act, 2013 read with the relevant rules issued thereunder. The Statutory Auditors have carried out a limited review of the Consolidated Financial Results of the Group for the nine months ended December 31, 2021 and have issued an unmodified report.

3 Key numbers of Standalone Financial Results of the Company for the Quarter & Nine months ended December 31, 2021 are as below:

Rs. Min.

Particulars	Unaudited for the Quarter Ended			Unaudited for the Nine Months Ended		Audited for the Year Ended
	December 31, 2021	September 30, 2021	December 31, 2020	December 31, 2021	December 31, 2020	March 31, 2021
	Total Income from operations	679.20	776.64	1,006.75	2,166.74	2,641.64
Profit / (loss) before tax	(150.77)	(181.92)	301.46	(394.18)	623.54	812.37
Net profit / (loss) after tax	(110.77)	(171.92)	165.06	(344.18)	336.25	442.25
Total comprehensive income for the period (comprising profit / (loss) for the period (after tax) and other comprehensive income (after tax))	(111.42)	(170.49)	164.89	(348.09)	341.71	450.03

4 Figures for the previous period(s) have been regrouped / restated wherever necessary to make them comparable with the figures for the current period(s).

By order of the Board
For Ramco Systems Limited

Place : Rajapalayam
Date : February 12, 2022

P.R Venketrana Raja
Chairman



P.R Venketrana Raja