

July 26, 2022

National Stock Exchange of India Ltd.,
Exchange Plaza, 5th Floor
Plot No:C/1, G Block
Bandra Kurla Complex, Bandra (E)
Mumbai – 400 051
Scrip: RAMCOSYS

BSE Ltd.,
Corporate Relationship Department
Phiroze Jeejeebhoy Towers
Dalal Street, Mumbai – 400 001
Scrip: 532370

Dear Sir/Madam,

Sub: Outcome of the Board Meeting held on July 26, 2022

Ref: Board Meeting & Trading Window Closure Intimation dated June 30, 2022

The Board of Directors in its Meeting held today (July 26, 2022), approved the Un-audited Financial Results (Standalone and Consolidated) for the quarter ended June 30, 2022.

Time of commencement of the Board Meeting	-	12.00 Noon.
Time of completion of the Board Meeting	-	01.00 P.M.

1) Pursuant to Regulation 33(3) of SEBI (Listing Obligations and Disclosure Requirements) Regulations, 2015 (“SEBI LODR”), we enclose the following, duly reviewed by the Audit Committee and approved by the Board of Directors:

- ❖ Standalone and Consolidated Un-audited Financial Results for the quarter ended June 30, 2022.
- ❖ Limited Review Report from the Statutory Auditors on the Standalone and Consolidated Financial Results for the quarter ended June 30, 2022.
- ❖ A copy of the newspaper publication on the Financial Results of the Company in the prescribed format being published.

2) A copy of the Press Release on performance of the Company is enclosed.

The aforesaid intimation is also being hosted on the website of the Company www.ramco.com.

Kindly take on record the same.

Yours sincerely,

For **RAMCO SYSTEMS LIMITED**

VIJAYA RAGHAVAN N
COMPANY SECRETARY



Encl: As above

Ramco Systems Limited

Corporate Office: 64, Sardar Patel Road, Taramani, Chennai 600 113, Tamilnadu, India.
Tel: +91 44 2235 4510 / 6653 4000, Fax: +91 44 2235 5704 | CIN : L72300TN1997PLC037550

Registered Office: 47, P.S.K. Nagar, Rajapalayam 626 108, Tamilnadu, India.

Global Offices: India | Singapore | Malaysia | Indonesia | HongKong | China | Vietnam | Macau | Japan | Philippines | Australia | New Zealand | UAE | Saudi Arabia | USA | Canada | United Kingdom | Germany | Switzerland | Spain | Sudan | South Africa

www.ramco.com

Ramco Systems Limited

Registered Office : 47, PSK Nagar, Rajapalayam - 626 108. CIN: L72300TN1997PLC037550

Corporate Office : No. 64, Sardar Patel Road, Taramani, Chennai 600 113. Website : www.ramco.com, E-mail: InvestorRelations@ramco.com

ramco**Rs. Mln.****Statement of Standalone Financial Results for the Quarter Ended June 30, 2022**

Sl. No.	Particulars	Quarter Ended			Year ended
		June 30, 2022	March 31, 2022	June 30, 2021	March 31, 2022
		Unaudited	Audited (Refer note)	Unaudited	Audited
1	Income				
	Revenue from operations	622.88	714.27	689.01	2,795.92
	Other Income	18.23	19.07	21.89	104.16
	Total Income	641.11	733.34	710.90	2,900.08
2	Expenses				
	Purchase of stock-in-trade	0.04	1.38	0.46	5.03
	Changes in Inventories of stock-in-trade	-	-	-	-
	Employee benefits expense	452.74	406.94	382.26	1,591.15
	Finance costs	11.98	11.54	11.72	46.81
	Depreciation and amortisation expense	177.44	173.99	171.56	698.63
	Other expenses	255.85	328.93	206.39	1,142.08
	Total Expenses	898.05	922.78	772.39	3,483.70
3	Profit/(Loss) before tax (1 - 2)	(256.94)	(189.44)	(61.49)	(583.62)
4	Income Tax expense				
	Current tax	0.82	1.09	-	1.09
	Deferred tax (including MAT credit)	(1.24)	(35.00)	-	(85.00)
	Total tax expenses	(0.42)	(33.91)	-	(83.91)
5	Profit/(Loss) (3 - 4)	(256.52)	(155.53)	(61.49)	(499.71)
6	Other comprehensive income (OCI)				
	(I) Items that will not be reclassified to profit or loss				
	Remeasurement of defined benefit obligations (net)	-	(12.18)	-	(12.18)
	Income tax on above items	-	3.55	-	3.55
	Total	-	(8.63)	-	(8.63)
	(II) Items that may be reclassified to profit or loss				
	Effect of change in functional currency of foreign operations	(12.67)	(5.25)	(4.69)	(9.16)
	Income tax on above items	-	-	-	-
	Total	(12.67)	(5.25)	(4.69)	(9.16)
	Other comprehensive Income, net of tax (I + II)	(12.67)	(13.88)	(4.69)	(17.79)
7	Total comprehensive Income (5 + 6)	(269.19)	(169.41)	(66.18)	(517.50)
8	Paid-up Equity Share Capital - Face value of Rs.10/- each	308.51	308.49	307.51	308.49
9	Earnings Per Share on Sl. No. 5- Face value of Rs.10/- each (Annualised only for yearly figures):				
	Basic	(8.32)	(5.06)	(2.00)	(16.26)
	Diluted	(8.32)	(5.06)	(2.00)	(16.26)




For RAMCO SYSTEMS LIMITED

P.V. Abinav
P.V. Abinav Ramasubramaniam Raja
Whole Time Director

Notes: (The amounts in brackets in the notes denote the figures for the corresponding quarter of the previous year).

- 1 The above Standalone Financial Results of Ramco Systems Limited, India (the "Company") were reviewed by the Audit Committee and approved by the Board of Directors in its meeting held on July 26, 2022. The Standalone Financial Results are prepared in accordance with the Indian Accounting Standards (Ind-AS) as prescribed under Section 133 of the Companies Act, 2013 read with the relevant rules issued thereunder. The Statutory Auditors have carried out a limited review of the Standalone Financial Results of the Company for the quarter ended June 30, 2022 and have issued an unmodified report.
- 2 Employee benefits expense Includes cost towards the proportionate fair value of the stock options granted to various employees, amortised over the graded vesting period ("ESOP Cost"). Such ESOP Cost for the quarter amounted to Rs.20.29 Min. (Rs.0.56 Min.).
- 3 Other expenses for the quarter Includes bad debts / provision for doubtful debts & advances of Rs.24.21 Min. (Rs.26.79 Min.).
- 4 Other expenses for the quarter also Includes foreign exchange fluctuation gain of Rs.17.74 Min. (gain of Rs. 30.66 Min.) as against gain of Rs.44.85 Min. during the previous quarter.
- 5 During the quarter, the Company had allotted a total of 1,799 equity shares of Rs.10/- each under the Employees Stock Option Schemes ("ESOS") of the Company. Accordingly, the paid up capital of the Company increased to Rs.308.51 Min. as at June 30, 2022 from Rs.308.49 Min. as at March 31, 2022.
- 6 During the quarter, the Company had a net borrowing of Rs.460.14 Min., which remained as at June 30, 2022. (No borrowings during the quarter ended and as at June 30, 2021).
- 7 Deferred tax income for the quarter is net of adjustment of Rs.12.38 Min. (Nil), towards probable lapse of MAT credit taken in earlier years by the Company.
- 8 The Government of India had enacted The Code on Wages 2019, The Industrial Relations Code 2020, The Occupational Safety, Health & Working Conditions Code 2020 and The Social Security Code 2020, subsuming various existing labour and industrial laws, but the effective date is yet to be notified. The impact of the legislative changes if any will be assessed and recognised post notification of relevant provisions.
- 9 Estimation of uncertainties relating to the Global Pandemic - COVID-19:
The outbreak of Novel Coronavirus ("COVID-19") continues to evolve, which has impacted the business. It is challenging now, to predict the full extent and duration of its business and economic impact. The Company has, based on information available, taken into account the possible impact of COVID-19, including on the carrying amounts of financial and non-financial assets and as per the current assessment of the Company, there is no material impact in respect of these in the preparation of the financial statements. However, the impact of COVID-19 on the Company's financial statements may differ from that estimated as at the date of approval of these financial statements and the Company will continue to monitor the uncertainties caused by COVID-19 to assess the impact on our future economic conditions.
- 10 The Company has only one operating segment- viz., Software Solutions & Services.
- 11 Figures for the previous period(s) have been regrouped / restated wherever necessary to make them comparable with the figures for the current period(s). Figures for the quarter ended March 31, 2022 are the balancing figures between audited figures in respect of the full financial year ended March 31, 2022 and published year to date figures up to the third quarter ended December 31, 2021.

By order of the Board
For Ramco Systems Limited


P. V. Abhinav Ramasubramanian Raja
Whole Time Director

Place : Chennai
Date : July 26, 2022



**INDEPENDENT AUDITOR'S REVIEW REPORT ON REVIEW OF UNAUDITED QUARTERLY STANDALONE
FINANCIAL RESULTS OF THE COMPANY PURSUANT TO THE REGULATION 33 OF THE SECURITIES AND
EXCHANGE BOARD OF INDIA ("SEBI") (LISTING OBLIGATIONS AND DISCLOSURE REQUIREMENTS)
REGULATIONS, 2015**


TO THE BOARD OF DIRECTORS OF RAMCO SYSTEMS LIMITED

1. We have reviewed the accompanying Statement of Unaudited Standalone Financial Results of Ramco Systems Limited ("the Company") for the quarter ended 30 June 2022 ("the Statement"), being submitted by the Company pursuant to the requirements of Regulation 33 of the SEBI (Listing Obligations and Disclosure Requirements) Regulations, 2015, as amended ("the Regulation").
2. This Statement, which is the responsibility of the Company's Management and has been approved by the Board of Directors of the Company, has been prepared in accordance with the recognition and measurement principles laid down in Indian Accounting Standard 34 "Interim Financial Reporting" ("Ind AS 34"), prescribed under Section 133 of the Companies Act, 2013, as amended, read with relevant rules issued thereunder and other accounting principles generally accepted in India. Our responsibility is to issue a report on the Statement based on our review.
3. We conducted our review of the Statement in accordance with the Standard on Review Engagements (SRE) 2410, "Review of Interim Financial Information Performed by the Independent Auditor of the Entity", issued by the Institute of Chartered Accountants of India. This standard requires that we plan and perform the review to obtain moderate assurance as to whether the Statement is free of material misstatement. A review is limited primarily to inquiries of company personnel and analytical procedures applied to financial data and thus provides less assurance than an audit. We have not performed an audit and accordingly, we do not express an audit opinion.
4. Attention is drawn to the fact that the figures for the three months ended 31 March 2022 as reported in the Statement are the balancing figures between audited figures in respect of the full previous financial year and the published year to date figures up to the third quarter of the previous financial year. The figures up to the end of the third quarter of previous financial year had only been reviewed and not subjected to audit.

Our conclusion on the statement above is not modified in respect of the above matter.

5. Based on our review conducted as above, nothing has come to our attention that causes us to believe that the accompanying Statement, prepared in accordance with applicable accounting standards and other recognized accounting practices and policies, has not disclosed the information required to be disclosed in terms of the Regulation, read with Circular, including the manner in which it is to be disclosed, or that it contains any material misstatement.

For M.S. Jagannathan & N. Krishnaswami
Chartered Accountants
Firm Registration Number: 001208S


K. Srinivasan
Partner
Membership No. 021510
UDIN: 22021510ANQAJA9120
Chennai
26 July 2022

Ramco Systems Limited Registered Office : 47, PSK Nagar, Rajapalayam - 626 108 Corporate Office : No. 64, Sardar Patel Road, Taramani, Chennai 600 113 CIN: L72300TN1997PLC037550 E-mail: InvestorRelations@ramco.com Website: www.ramco.com Statement of Consolidated Financial Results for the Quarter Ended June 30, 2022									
Sl. No.	Particulars	Quarter Ended						Year Ended	
		June 30, 2022		March 31, 2022		June 30, 2021		March 31, 2022	
		Unaudited		Audited (Refer note)		Unaudited		Audited	
		Rs. Min.	USD Min.	Rs. Min.	USD Min.	Rs. Min.	USD Min.	Rs. Min.	USD Min.
1	Income								
	Revenue from operations	1,199.17	15.70	1,239.15	16.59	1,404.50	19.23	5,311.02	71.93
	Other Income	10.30	0.14	13.26	0.18	24.08	0.33	92.75	1.25
	Total Income	1,209.47	15.84	1,252.41	16.77	1,428.58	19.56	5,403.77	73.18
2	Expenses								
	Purchase of stock-in-trade	0.56	0.01	3.24	0.04	0.92	0.01	9.43	0.13
	Changes in inventories of stock-in-trade	-	-	-	-	-	-	-	-
	Employee benefits expense	810.91	10.62	724.94	9.70	739.40	10.12	2,958.74	40.07
	Finance costs	14.22	0.18	13.34	0.17	13.77	0.19	54.19	0.73
	Depreciation and amortisation expense	193.21	2.53	187.31	2.51	186.37	2.55	753.18	10.20
	Other expenses	693.98	9.09	615.11	8.27	548.48	7.51	2,362.34	31.99
	Total Expenses	1,712.88	22.43	1,543.94	20.69	1,488.94	20.38	6,137.88	83.12
3	Profit/(Loss) before share of Profit/(Loss) of an associate and tax (1 - 2)	(503.41)	(6.59)	(291.53)	(3.92)	(60.36)	(0.82)	(734.11)	(9.94)
4	Share of Profit/(Loss) of an associate	-	-	1.04	0.01	-	-	1.04	0.01
5	Profit/(Loss) before tax (3 + 4)	(503.41)	(6.59)	(290.49)	(3.91)	(60.36)	(0.82)	(733.07)	(9.93)
6	Income tax expense								
	Current tax	5.10	0.07	0.71	0.01	26.88	0.37	72.93	0.99
	Deferred tax (Includes MAT credit)	(1.24)	(0.02)	(26.70)	(0.36)	-	-	(76.70)	(1.04)
	Total tax expenses	3.86	0.05	(25.99)	(0.35)	26.88	0.37	(3.77)	(0.05)
7	Profit/(Loss) (5 - 6)	(507.27)	(6.64)	(264.50)	(3.56)	(87.24)	(1.19)	(729.30)	(9.88)
8	Other comprehensive income (OCI)								
	(I) Items that will not be reclassified to profit or loss								
	Remeasurement of defined benefit obligations (net)	-	-	(12.18)	(0.17)	-	-	(12.18)	(0.17)
	Income tax on above items	-	-	3.55	0.05	-	-	3.55	0.05
	Total	-	-	(8.63)	(0.12)	-	-	(8.63)	(0.12)
	(II) Items that may be reclassified to profit or loss								
	Effect of change in functional currency of foreign operations	90.17	(2.36)	(2.52)	(1.37)	27.33	(0.57)	28.41	(2.10)
	Income tax on above items	-	-	-	-	-	-	-	-
	Total	90.17	(2.36)	(2.52)	(1.37)	27.33	(0.57)	28.41	(2.10)
	Other comprehensive income, net of tax (I + II)	90.17	(2.36)	(11.15)	(1.49)	27.33	(0.57)	19.78	(2.22)
9	Total comprehensive income (7 + 8)	(417.10)	(9.00)	(275.65)	(5.05)	(59.91)	(1.76)	(709.52)	(12.10)
10	Profit/(Loss) attributable to:								
	a) Share holders of the Company	(506.85)	(6.64)	(263.77)	(3.55)	(89.25)	(1.22)	(733.59)	(9.94)
	b) Non-controlling interest	(0.42)	-	(0.73)	(0.01)	2.01	0.03	4.29	0.06
		(507.27)	(6.64)	(264.50)	(3.56)	(87.24)	(1.19)	(729.30)	(9.88)
11	Total comprehensive income attributable to:								
	a) Share holders of the Company	(416.68)	(9.00)	(274.92)	(5.04)	(61.92)	(1.79)	(713.81)	(12.16)
	b) Non-controlling interest	(0.42)	-	(0.73)	(0.01)	2.01	0.03	4.29	0.06
		(417.10)	(9.00)	(275.65)	(5.05)	(59.91)	(1.76)	(709.52)	(12.10)
12	Paid-up Equity Share Capital - Face value of Rs.10/- each	308.51	6.08	308.49	6.08	307.51	6.06	308.49	6.08
13	Earnings Per Share on Sl. No. 10(a)- Face value of Rs.10/- each, in Rs. and USD:								
	Basic	(16.45)	(0.22)	(8.58)	(0.12)	(2.91)	(0.04)	(23.87)	(0.32)
	Diluted	(16.45)	(0.22)	(8.58)	(0.12)	(2.91)	(0.04)	(23.87)	(0.32)
	(Annualised only for yearly figures)								




For RAMCO SYSTEMS LIMITED

P. V. Abinav Ramasubramaniam Raja
P.V. Abinav Ramasubramaniam Raja
Whole Time Director

Notes: (The amounts in brackets in the notes denote the figures for the corresponding quarter of the previous year).

- 1 The above Consolidated Financial Results of Ramco Systems Limited, India (the "Company"), its subsidiaries, (the Company and its subsidiaries, together referred to as "Group") and its Associate were reviewed by the Audit Committee and approved by the Board of Directors in its meeting held on July 26, 2022. The Consolidated Financial Results are prepared in accordance with the Indian Accounting Standards (Ind-AS) as prescribed under Section 133 of the Companies Act, 2013 read with the relevant rules issued thereunder. The Statutory Auditors have carried out a limited review of the Consolidated Financial Results of the Group for the quarter ended June 30, 2022 and have issued an unmodified report.
- 2 Employee benefits expense includes cost towards the proportionate fair value of the stock options granted to various employees, amortised over the graded vesting period ("ESOP Cost"). Such ESOP Cost for the quarter amounted to Rs.20.29 Min. USD 0.27 Min. (Rs.0.56 Min. USD 0.01 Min.).
- 3 Other expenses for the quarter includes bad debts / provision for doubtful debts & advances of Rs.152.54 Min. USD 2.00 Min. (Rs.130.08 Min. USD 1.78 Min.).
- 4 Other expenses for the quarter also includes foreign exchange fluctuation loss of Rs.41.08 Min. USD 0.54 Min. (gain of Rs.4.86 Min. USD 0.07 Min.) as against gain of Rs.37.65 Min. USD 0.50 Min. during the previous quarter.
- 5 During the quarter, the Company had allotted a total of 1,799 equity shares of Rs.10/- each under the Employees Stock Option Schemes ("ESOS") of the Company. Accordingly, the paid up capital of the Company increased to Rs.308.51 Min. USD 6.08 Min. as at June 30, 2022 from Rs.308.49 Min. USD 6.08 Min. as at March 31, 2022.
- 6 During the quarter, the Group had a net borrowing of Rs.460.14 Min., USD 5.86 Min., which remained as at June 30, 2022. (No borrowings during the quarter ended and as at June 30, 2021).
- 7 Deferred tax income for the quarter is net of adjustment of Rs.12.38 Min. USD 0.16 Min. (Nil), towards probable lapse of MAT credit taken in earlier years by the Company.
- 8 The Government of India had enacted The Code on Wages 2019, The Industrial Relations Code 2020, The Occupational Safety, Health & Working Conditions Code 2020 and The Social Security Code 2020, subsuming various existing labour and industrial laws, but the effective date is yet to be notified. The impact of the legislative changes if any will be assessed and recognised post notification of relevant provisions.
- 9 Estimation of uncertainties relating to the Global Pandemic - COVID-19:
The outbreak of Novel Coronavirus ("COVID-19") continues to evolve, which has impacted the business. It is challenging now, to predict the full extent and duration of its business and economic impact. The Group has, based on information available, taken into account the possible impact of COVID-19, including on the carrying amounts of financial and non-financial assets and as per the current assessment of the Group, there is no material impact in respect of these in the preparation of the financial statements. However, the impact of COVID-19 on the Group's financial statements may differ from that estimated as at the date of approval of these financial statements and the Group will continue to monitor the uncertainties caused by COVID-19 to assess the impact on our future economic conditions.
- 10 The Group has only one operating segment-viz., Software Solutions & Services.
- 11 Figures for the previous period(s) have been regrouped / restated wherever necessary to make them comparable with the figures for the current period(s). Figures for the quarter ended March 31, 2022 are the balancing figures between audited figures in respect of the full financial year ended March 31, 2022 and published year to date figures up to the third quarter ended December 31, 2021.

By order of the Board
For Ramco Systems Limited


P V Abhinav Ramasubramaniam Raja
Whole Time Director

Place : Chennai
Date : July 26, 2022



**INDEPENDENT AUDITOR'S REVIEW REPORT ON REVIEW OF UNAUDITED QUARTERLY
CONSOLIDATED FINANCIAL RESULTS OF THE COMPANY PURSUANT TO THE REGULATION 33 OF
THE SECURITIES AND EXCHANGE BOARD OF INDIA ("SEBI") (LISTING OBLIGATIONS AND
DISCLOSURE REQUIREMENTS) REGULATIONS, 2015**

TO THE BOARD OF DIRECTORS OF RAMCO SYSTEMS LIMITED

1. We have reviewed the accompanying Statement of Unaudited Consolidated Financial Results of Ramco Systems Limited, India ("the Parent") and its subsidiaries (the Parent and its subsidiaries together referred to as the "Group"), and its share of the net profit / loss after tax and total comprehensive income of its associate for the quarter ended 30 June 2022 ("the Statement") attached herewith, being submitted by the Parent pursuant to the requirements of Regulation 33 of the SEBI (Listing Obligations and Disclosure Requirements) Regulations, 2015 as amended ("the Regulation").
2. This Statement, which is the responsibility of the Parent's management and has been approved by the Board of Directors of the Parent, has been prepared in accordance with the recognition and measurement principles laid down in Indian Accounting Standard 34 "Interim Financial Reporting" ("Ind AS 34"), prescribed under Section 133 of the Companies Act, 2013, as amended, read with relevant rules issued thereunder and other accounting principles generally accepted in India. Our responsibility is to express a conclusion on the Statement based on our review.
3. We conducted our review of the Statement in accordance with the Standard on Review Engagements (SRE) 2410, "Review of Interim Financial Information Performed by the Independent Auditor of the Entity", issued by the Institute of Chartered Accountants of India. A review of interim financial information consists of making inquiries, primarily of persons responsible for financial and accounting matters, and applying analytical and other review procedures. A review is substantially less in scope than an audit conducted in accordance with Standards on Auditing and consequently does not enable us to obtain assurance that we would become aware of all significant matters that might be identified in an audit. Accordingly, we do not express an audit opinion.

We also performed procedures in accordance with the circular issued by the SEBI under Regulation 33(8) of the SEBI (Listing Obligations and Disclosure Requirements) Regulations, 2015, as amended, to the extent applicable.

This Statement includes the results of the following entities:

Name of the Entity	Name of the Entity
Subsidiaries:	
1. Ramco Systems Corporation, USA	10. Ramco System Inc., Philippines
2. Ramco Systems Ltd., Switzerland	11. Ramco Systems (Shanghai) Co. Ltd., China
3. Ramco Systems Sdn. Bhd., Malaysia	12. Ramco System Vietnam Company Ltd., Vietnam
4. Ramco Systems Pte. Ltd., Singapore	13. PT Ramco Systems Indonesia, Indonesia
5. Ramco Systems Canada Inc., Canada	14. Ramco Systems Macau Limited, Macau
6. RSL Enterprise Solutions (Pty) Ltd., South Africa	15. Ramco Software Japan Limited, Japan
7. Ramco Systems FZ-LLC, Dubai	16. Ramco Systems Defense and Security Incorporated, USA
8. RSL Software Co. Ltd., Sudan	17. Ramco Middle East for Information Technology, Saudi Arabia
9. Ramco Systems Australia Pty Ltd., Australia	
Associate:	
1. Citiworks (Pty.) Ltd., South Africa	


**M.S. JAGANNATHAN &
N. KRISHNASWAMI**
Chartered Accountants

Srinivasan Krishnaswami
Managing Partner

4. Attention is drawn to the fact that the figures for the three months ended 31 March 2022 as reported in the Statement are the balancing figures between audited figures in respect of the full previous financial year and the published year to date figures up to the third quarter of the previous financial year. The figures up to the end of the third quarter of previous financial year had only been reviewed and not subjected to audit.
5. Based on our review conducted and procedures performed as stated in paragraph 3 above, nothing has come to our attention that causes us to believe that the accompanying Statement, prepared in accordance with the recognition and measurement principles laid down in the aforesaid Indian Accounting Standard and other accounting principles generally accepted in India, has not disclosed the information required to be disclosed in terms of the Regulation, read with the Circular, including the manner in which it is to be disclosed, or that it contains any material misstatement.
6. The Statement also includes the Group's share of net profit/loss in respect of an Associate based on their interim financial statements / financial information / financial results which have not been reviewed/audited by their auditors. According to the information and explanations given to us by the Management, these financial statements / financial information / financial results are not material to the Group.

Our conclusion on the Statement is not modified in respect of the above matters.

For M.S. Jagannathan & N. Krishnaswami
Chartered Accountants
Firm Registration Number: 0012085


K. Srinivasan
Partner
Membership No. 021510
UDIN: 22021510ANQAPC6335
Chennai
26 July 2022

Ramco Systems Limited

Registered Office : 47, PSK Nagar, Rajapalayam - 626 108.

Corporate Office : 64, Sardar Patel Road, Taramani, Chennai 600 113.

ramco
Extract of Consolidated Financial Results for the Quarter Ended June 30, 2022

CIN: L72300TN1997PLC037550 E-mail: InvestorRelations@ramco.com Website: www.ramco.com


Particulars	Quarter Ended						Year Ended	
	June 30, 2022		March 31, 2022		June 30, 2021		March 31, 2022	
	Unaudited		Audited (Refer note)		Unaudited		Audited	
	Rs. Min.	USD Min.	Rs. Min.	USD Min.	Rs. Min.	USD Min.	Rs. Min.	USD Min.
1 Total Income from operations	1,209.47	15.84	1,252.41	16.77	1,428.58	19.56	5,403.77	73.18
2 Net profit / (loss) for the period (before tax, exceptional items)	(503.41)	(6.59)	(290.49)	(3.91)	(60.36)	(0.82)	(733.07)	(9.93)
3 Net profit / (loss) for the period before tax (after exceptional items)	(503.41)	(6.59)	(290.49)	(3.91)	(60.36)	(0.82)	(733.07)	(9.93)
4 Net profit / (loss) for the period after tax (after exceptional items)	(507.27)	(6.64)	(264.50)	(3.56)	(87.24)	(1.19)	(729.30)	(9.88)
5 Total comprehensive income for the period (comprising profit / (loss) for the period (after tax) and other comprehensive income (after tax))	(417.10)	(9.00)	(275.65)	(5.05)	(59.91)	(1.76)	(709.52)	(12.10)
6 Equity share capital (face value of Rs.10 each)	308.51	6.08	308.49	6.08	307.51	6.06	308.49	6.08
7 Reserves (excluding revaluation reserve) as shown in the Balance Sheet							5,497.69	71.03
8 Earnings per share for the period (before and after extraordinary items) of Rs.10 each, in Rs. and USD: (Annualised only for yearly figures)								
Basic	(16.45)	(0.22)	(8.58)	(0.12)	(2.91)	(0.04)	(23.87)	(0.32)
Diluted	(16.45)	(0.22)	(8.58)	(0.12)	(2.91)	(0.04)	(23.87)	(0.32)

Notes:

- The above is an extract of the detailed format of Quarterly Financial Results filed with the Stock Exchanges under Regulation 33 of the SEBI (Listing Obligations and Disclosure Requirements) Regulations, 2015. The full format of the Quarterly Financial Results are available on the Company's website at www.ramco.com and BSE website www.bseindia.com and NSE website www.nseindia.com.
- The above Consolidated Financial Results of Ramco Systems Limited, India (the "Company"), its subsidiaries, (together referred to as "Group") and its Associate were reviewed by the Audit Committee and approved by the Board of Directors in its meeting held on July 26, 2022. The Consolidated Financial Results are prepared in accordance with the Indian Accounting Standards (Ind-AS) as prescribed under Section 133 of the Companies Act, 2013 read with the relevant rules issued thereunder. The Statutory Auditors have carried a limited review of the Consolidated Financial Results of the Group for the quarter ended June 30, 2022 and have issued an unmodified report.
- Key numbers of Standalone Financial Results of the Company for the Quarter ended June 30, 2022 are as below:

Particulars	For the Quarter Ended			For the Year Ended
	June 30, 2022	March 31, 2022	June 30, 2021	March 31, 2022
	Unaudited	Audited (Refer note)	Unaudited	Audited
Total Income from operations	641.11	733.34	710.90	2,900.08
Profit / (loss) before tax	(256.94)	(189.44)	(61.49)	(583.62)
Net profit / (loss) after tax	(256.52)	(155.53)	(61.49)	(499.71)
Total comprehensive income for the period (comprising profit / (loss) for the period (after tax) and other comprehensive income (after tax))	(269.19)	(169.41)	(66.18)	(517.50)
- Figures for the previous period(s) have been regrouped / restated wherever necessary to make them comparable with the figures for the current period(s). Figures for the quarter ended March 31, 2022 are the balancing figures between audited figures in respect of the full financial year ended March 31, 2022 and published year to date figures up to the third quarter ended December 31, 2021.

By order of the Board
For Ramco Systems Limited


P V Abinav Ramasubramaniam Raja
Whole Time Director

Place : Chennai
Date : July 26, 2022


RAMCO Q1 RESULTS: FY 22 – 23

Ramco Systems posts Q1 revenue of USD 15.70m

Chennai, India – July 26, 2022: Ramco Systems (BSE - 532370, NSE – RAMCOSYS); a global enterprise software company focusing on Next Generation Cloud Enterprise Applications, today announced the results for the first quarter of the financial year 2022-23.

For the quarter ended June 30, 2022 (Q1: 2022-23), global consolidated income of Ramco Systems Limited stood at USD 15.84m (Rs 120.9cr). The net loss after tax for the quarter amounted to USD 6.64m (Rs. 50.7cr).

Q1 Highlights:

- Quarterly order booking stands at USD 21.77m – highest in the last five quarters
- Ramco Global Payroll & HR business unit witnesses 85% growth in order bookings QoQ
- 5 'Million-Dollar-Plus' deals signed
- Wins during the quarter include 5 orders from Fortune 200 companies
- Newly formed U.S. based defense subsidiary bags first order from a leading MRO defense prime contractor
- Voice-enabled transactions on Ramco CHIA for enhanced employee experience
- Increased automation leveraging RPA to fast-pace customer deliveries, leading to quicker go-lives
- Continue to strengthen footprint in the US; Successful implementation of Ramco ERP at a US-based leading facility management and commercial cleaning service provider, offering 360-degree view of its business operations

Commenting on the results, **P.R. Venketrama Raja, Chairman, Ramco Systems**, said, "Our investments in the automation of implementation and deployment processes have started showing results in reliable and faster project deployments and are thereby improving our ability to provide enhanced customer experience."

"The current quarter witnessed improved order booking as a result of most markets opening up their borders, thereby enabling closer, in-person engagements with customers and prospects. This positive momentum is seen across business lines and geographies, in line with the investments we have made in last few quarters" added Raja.

About Ramco Systems:

Ramco is a next-gen enterprise software player disrupting the market with its multi-tenant cloud and mobile-based enterprise software in HR and Global Payroll, ERP and M&E MRO for Aviation. Part of the USD 1 billion Ramco Group, Ramco Systems focuses on Innovation and Culture to differentiate itself in the marketplace. On the Innovation front, Ramco has been focusing on moving towards Active ERP leveraging Artificial Intelligence and Machine Learning by building features such as **Talk It** - which allows transactions to be carried out by simple voice commands, **Bot It** – which allows users to complete transactions using natural conversations; **Mail It** – transact with the application by just sending an email; **HUB It** - a one screen does it all concept built to address all activities of a user; **Thumb It** – mobility where the system presents users with option to choose rather than type values and **Prompt It** – a cognitive ability which will let the system complete the transaction and prompts the user for approval.

With 2000+ employees spread across 28 offices, globally, Ramco follows a flat and open culture where employees are encouraged to share knowledge and grow. No Hierarchies, Cabin-less Offices, Respect work and not titles, among others are what makes the team say, Thank God it's Monday!

Conferred as Malaysia's Best Employer Brand 2022;

Winner of Global Payroll Association's Innovation Award 2021;

Winner of 2020 ISG Paragon Awards Asia Pacific, for 'Transformation' and 'Collaboration' Awards;

Leader in NelsonHall's NEAT Matrix for Next Gen Payroll Services



RAMCO Q1 RESULTS: FY 22 – 23

For more information, please visit <http://www.ramco.com/>

Follow Ramco on Twitter [@ramcosystems](https://twitter.com/ramcosystems) and stay tuned to <http://blogs.ramco.com>

For further information, please contact:

Neha Hasija
+91 – 9940320066
neha.hasija@ramco.com

Ramco Systems Limited
64, Sardar Patel Road,
Taramani, Chennai – 600 113
CIN - L72300TN1997PLC037550

Safe Harbor

Certain statements in this release concerning our future growth prospects are forward looking statements which involve a number of risks and uncertainties that could cause actual results to differ materially from those in such forward looking statements. The risks and uncertainties relating to these statements include, but are not limited to risks and uncertainties regarding fluctuations in earnings, our ability to manage growth, intense competition in IT business including those factors which may affect our cost advantage, wage increases in India, our ability to attract and retain highly skilled professionals, time and cost overruns on fixed-price, fixed-time frame contracts, client concentration, restrictions on immigration, our ability to manage our international operations, reduced demand for technology in our key focus areas, disruptions in telecommunication networks, our ability to successfully complete and integrate potential acquisitions, liability for damages on our service contracts, withdrawal of governmental fiscal incentives, political instability, and unauthorized use of our intellectual property and general economic conditions affecting our industry. Ramco Systems may, from time to time, make additional written and oral forward-looking statements, including statements contained in our reports to shareholders. The company does not undertake to update any forward-looking statement that may be made from time to time by or on behalf of the company.—

