

June 02, 2022

National Stock Exchange of India Ltd.
Exchange Plaza, 5th Floor
Plot No:C/1, G Block
Bandra Kurla Complex, Bandra (E)
Mumbai – 400 051
Scrip: RAMCOSYS

BSE Ltd.,
Corporate Relationship Department
Phiroze Jeejeebhoy Towers
Dalal Street, Mumbai – 400 001
Scrip: 532370

Dear Sir/Madam,

Sub: Disclosure of Related Party Transactions

Pursuant to the Regulation 23(9) of the SEBI (Listing Obligations and Disclosure Requirements) Regulations, 2015, we enclose a statement giving the details of Related Party Transactions for the half year ended March 31, 2022.


We request you to kindly take the above on record.

Thanking you,

Yours faithfully

For **RAMCO SYSTEMS LIMITED**


VIJAYA RAGHAVAN N
COMPANY SECRETARY



Encl: As above

Ramco Systems Limited

Corporate Office: 64, Sardar Patel Road, Taramani, Chennai 600 113, Tamilnadu, India.
Tel: +91 44 2235 4510 / 6653 4000, Fax: +91 44 2235 5704 | CIN : L72300TN1997PLC037550


Registered Office: 47, P.S.K. Nagar, Rajapalayam 626 108, Tamilnadu, India.

Global Offices: India | Singapore | Malaysia | Indonesia | HongKong | China | Vietnam | Macau | Japan | Philippines | Australia |
New Zealand | UAE | Saudi Arabia | USA | Canada | United Kingdom | Germany | Switzerland | Spain | Sudan | South Africa

www.ramco.com

Additional disclosure of related party transactions - applicable only in case the related party transaction relates to loans, inter-corporate deposits, advances or investments made or given by the listed entity/subsidiary. These details need to be disclosed only once, during the reporting period when such transaction was undertaken.

Sl. No.	Details of the party (listed entity /subsidiary) entering into the transaction	Details of the counterparty		Type of related party transaction	Value of the related party transaction as approved by the audit committee	Value of transaction during the reporting period	In case monies are due to either party as a result of the transaction		In case any financial indebtedness is incurred to make or give loans, inter-corporate deposits, advances or investments			Details of the loans, inter-corporate deposits, advances or investments					
		Name	Relationship of the counterparty with the listed entity or its subsidiary				Opening balance	Closing balance	Nature of indebtedness (loan/ issuance of debt/ any other etc.)	Cost	Tenure	Nature (loan/ advance/ inter-corporate deposit/ investment)	Interest Rate (%)	Tenure	Secured/ unsecured	Purpose for which the funds will be utilised by the ultimate recipient of funds (end-usage)	
1	Ramco Systmes Limited	The Ramco Cements Limited	Enterprises over which KMP/relative of KMP exercise significant influence	Sale of goods and services	300	33.9	60.27	0	0	0	0	0	0	0	0	0	0
2	Ramco Systmes Limited	The Ramco Cements Limited	Enterprises over which KMP/relative of KMP exercise significant influence	Receiving of services	50	20.4	0	0	0	0	0	0	0	0	0	0	0
3	Ramco Systmes Limited	The Ramco Cements Limited	Enterprises over which KMP/relative of KMP exercise significant influence	Leases	100	46.5	0	7.09	0	0	0	0	0	0	0	0	0
4	Ramco Systmes Limited	Ramco Industries Limited	Enterprises over which KMP/relative of KMP exercise significant influence	Sale of goods and services	150	3.9	23.71	0	0	0	0	0	0	0	0	0	0
5	Ramco Systmes Limited	Ramco Industries Limited	Enterprises over which KMP/relative of KMP exercise significant influence	Receiving of services	0	1.13	0	0	0	0	0	0	0	0	0	0	0
6	Ramco Systmes Limited	Rajapalayam Mills Limited	Enterprises over which KMP/relative of KMP exercise significant influence	Sale of goods and services	55	4.86	43.31	0	0	0	0	0	0	0	0	0	0
7	Ramco Systmes Limited	Rajapalayam Mills Limited	Enterprises over which KMP/relative of KMP exercise significant influence	Leases	0.2	0.04	0	0	0	0	0	0	0	0	0	0	0
8	Ramco Systmes Limited	Rajapalayam Textile Limited	Enterprises over which KMP/relative of KMP exercise significant influence	Sale of goods and services	5	0.14	0	0	0	0	0	0	0	0	0	0	0
9	Ramco Systmes Limited	Sri Vishnu Shankar Mills Limited	Enterprises over which KMP/relative of KMP exercise significant influence	Sale of goods and services	5	0.51	0.02	0	0	0	0	0	0	0	0	0	0
10	Ramco Systmes Limited	The Ramaraju Surgical Cotton Mills Limited	Enterprises over which KMP/relative of KMP exercise significant influence	Sale of goods and services	5	0.82	0.03	0	0	0	0	0	0	0	0	0	0
11	Ramco Systmes Limited	Sudarsanam Estate	Enterprises over which KMP/relative of KMP exercise significant influence	Sale of goods and services	1	0.03	0.03	0	0	0	0	0	0	0	0	0	0
12	Ramco Systmes Limited	Swarna Boom Estate	Enterprises over which KMP/relative of KMP exercise significant influence	Sale of goods and services	1	0.03	-0.03	0	0	0	0	0	0	0	0	0	0
13	Ramco Systmes Limited	Thanga Vilas Estate	Enterprises over which KMP/relative of KMP exercise significant influence	Sale of goods and services	1	0.03	-	0	0	0	0	0	0	0	0	0	0
14	Ramco Systmes Limited	Ramco Welfare Trust	Enterprises over which KMP/relative of KMP exercise significant influence	Sale of goods and services	1	0.14	-	0	0	0	0	0	0	0	0	0	0
15	Ramco Systmes Limited	Smt. Lingammal Ramaraju Shastra Prathista Trust	Enterprises over which KMP/relative of KMP exercise significant influence	Sale of goods and services	1	0.06	0.01	0	0	0	0	0	0	0	0	0	0




Additional disclosure of related party transactions - applicable only in case the related party transaction relates to loans, inter-corporate deposits, advances or investments made or given by the listed entity/subsidiary. These details need to be disclosed only once, during the reporting period when such transaction was undertaken.

Sl. No.	Details of the party (listed entity /subsidiary) entering into the transaction	Details of the counterparty		Type of related party transaction	Value of the related party transaction as approved by the audit committee	Value of transaction during the reporting period	In case monies are due to either party as a result of the transaction		In case any financial indebtedness is incurred to make or give loans, inter-corporate deposits, advances or investments			Details of the loans, inter-corporate deposits, advances or investments				
	Name	Name	Relationship of the counterparty with the listed entity or its subsidiary				Opening balance	Closing balance	Nature of indebtedness (loan/ issuance of debt/ any other etc.)	Cost	Tenure	Nature (loan/ advance/ inter-corporate deposit/ investment)	Interest Rate (%)	Tenure	Secured/ unsecured	Purpose for which the funds will be utilised by the ultimate recipient of funds (end-usage)
16	Ramco Systmes Limited	The Ramco Cements Limited Educational and Charitable Trust	Enterprises over which KMP/relative of KMP exercise significant influence	Sale of goods and services	1	0.07	0.04	0	0	0	0	0	0	0	0	0
17	Ramco Systmes Limited	P.A.C.R Sethurammam Charity Trust	Enterprises over which KMP/relative of KMP exercise significant influence	Sale of goods and services	1	0.23	-	0.06	0	0	0	0	0	0	0	0
18	Ramco Systmes Limited	P.A.C.R. Sethurammam Charities	Enterprises over which KMP/relative of KMP exercise significant influence	Sale of goods and services	1	0.1	-	0	0	0	0	0	0	0	0	0
19	Ramco Systmes Limited	Ramco Industrial and Technology Services Limited	Enterprises over which KMP/relative of KMP exercise significant influence	Sale of goods and services	100	0.65	0	0	0	0	0	0	0	0	0	0
20	Ramco Systmes Limited	Ramco Industrial and Technology Services Limited	Enterprises over which KMP/relative of KMP exercise significant influence	Receiving of services	150	51.51	1.78	3.85	0	0	0	0	0	0	0	0
21	Ramco Systmes Limited	Madurai Trans Carrier Limited	Enterprises over which KMP/relative of KMP exercise significant influence	Sale of goods and services	20	0.43	0	0	0	0	0	0	0	0	0	0
22	Ramco Systmes Limited	Lyngs Logistics Limited	Enterprises over which KMP/relative of KMP exercise significant influence	Sale of goods and services	50	7.12	7.57	14.53	0	0	0	0	0	0	0	0
23	Ramco Systmes Limited	P A C Ramasamy Raja Education Charity Trust	Enterprises over which KMP/relative of KMP exercise significant influence	Sale of goods and services	1	0.13	0.01	0	0	0	0	0	0	0	0	0
24	Ramco Systmes Limited	P.A.C.Ramasamy Raja Centenary Trust	Enterprises over which KMP/relative of KMP exercise significant influence	Sale of goods and services	1	0	0.01	0	0	0	0	0	0	0	0	0
25	Ramco Systmes Limited	Sandhya Spinning Mill Limited	Enterprises over which KMP/relative of KMP exercise significant influence	Sale of goods and services	5	0.4	0.01	0	0	0	0	0	0	0	0	0
26	Ramco Systmes Limited	Gowrihouse Metal Works LLP	Enterprises over which KMP/relative of KMP exercise significant influence	Sale of goods and services	1	0.36	0	0	0	0	0	0	0	0	0	0
27	Ramco Systmes Limited	Contribution made to Ramco Sysems Limited Employee Group Gtatuity Scheme	Employee benefit funds where control exists	Remuneration - Other long-term benefits	0	11.13	0	0	0	0	0	0	0	0	0	0
28	Ramco Systmes Limited	Contribution made to Ramco Sysems Limited Employee Superannuation Scheme	Employee benefit funds where control exists	Remuneration - Other long-term benefits	0	8.2	0	0	0	0	0	0	0	0	0	0
29	Ramco Systmes Limited	Ramco Systems Corporation, USA	Subsidiary Companies	Sale of goods and services	220	131.12	38.32	60.79	0	0	0	0	0	0	0	0
30	Ramco Systmes Limited	Ramco Systems Corporation, USA	Subsidiary Companies	Receiving of services	150	20.89	9.56	7.59	0	0	0	0	0	0	0	0
31	Ramco Systmes Limited	Ramco Systems Corporation, USA	Subsidiary Companies	others - Royalty	350	68.96	131.5	49.59	0	0	0	0	0	0	0	0
32	Ramco Systmes Limited	Ramco Systems Corporation, USA	Subsidiary Companies	Investment in equity	0	0	743.41	743.41	0	0	0	Investment	0	0	0	0
33	Ramco Systmes Limited	Ramco Systems Canada Inc.,Canada (wholly owned subsidiary of Ramco Systems Corporation, USA)	Subsidiary Companies	Sale of goods and services	50	1.1	0.48	0.33	0	0	0	0	0	0	0	0



Additional disclosure of related party transactions - applicable only in case the related party transaction relates to loans, inter-corporate deposits, advances or investments made or given by the listed entity/subsidiary. These details need to be disclosed only once, during the reporting period when such transaction was undertaken.


Sl. No.	Details of the party (listed entity /subsidiary) entering into the transaction	Details of the counterparty		Type of related party transaction	Value of the related party transaction as approved by the audit committee	Value of transaction during the reporting period	In case monies are due to either party as a result of the transaction		In case any financial indebtedness is incurred to make or give loans, inter-corporate deposits, advances or investments			Details of the loans, inter-corporate deposits, advances or investments					
		Name	Relationship of the counterparty with the listed entity or its subsidiary				Opening balance	Closing balance	Nature of indebtedness (loan/ issuance of debt/ any other etc.)	Cost	Tenure	Nature (loan/ advance/ inter-corporate deposit/ investment)	Interest Rate (%)	Tenure	Secured/ unsecured	Purpose for which the funds will be utilised by the ultimate recipient of funds (end-usage)	
34	Ramco Systmes Limited	Ramco Systems Canada Inc.,Canada (wholly owned subsidiary of Ramco Systems Corporation, USA)	Subsidiary Companies	others - Royalty	50	7.49	3.24	6.88	0	0	0	0	0	0	0	0	0
35	Ramco Systmes Limited	Ramco Systems Limited, Switzerland	Wholly Owned Subsidiary Companies	Sale of goods and services	50	1.42	2.25	0	0	0	0	0	0	0	0	0	0
36	Ramco Systmes Limited	Ramco Systems Limited, Switzerland	Wholly Owned Subsidiary Companies	others - Royalty	50	5.25	5.13	1.07	0	0	0	0	0	0	0	0	0
37	Ramco Systmes Limited	Ramco Systems Limited, Switzerland	Wholly Owned Subsidiary Companies	Receiving of services	70	25.81	58.22	31.82	0	0	0	0	0	0	0	0	0
38	Ramco Systmes Limited	Ramco Systems Limited, Switzerland	Wholly Owned Subsidiary Companies	Loans and advances taken	0	0	0	3.66	0	0	0	0	0	0	0	0	0
39	Ramco Systmes Limited	Ramco Systems Limited, Switzerland	Wholly Owned Subsidiary Companies	Investment in equity	0	0	441.7	441.7	0	0	0	Investment	0	0	0	0	0
40	Ramco Systmes Limited	Ramco Systems Sdn. Bhd., Malaysia	Wholly Owned Subsidiary Companies	Sale of goods and services	150	26.97	13.11	19.43	0	0	0	0	0	0	0	0	0
41	Ramco Systmes Limited	Ramco Systems Sdn. Bhd., Malaysia	Wholly Owned Subsidiary Companies	others - Royalty	150	12.65	3.66	9.16	0	0	0	0	0	0	0	0	0
42	Ramco Systmes Limited	Ramco Systems Sdn. Bhd., Malaysia	Wholly Owned Subsidiary Companies	Receiving of services	50	5.50	2.03	2.25	0	0	0	0	0	0	0	0	0
43	Ramco Systmes Limited	Ramco Systems Sdn. Bhd., Malaysia	Wholly Owned Subsidiary Companies	Investment in equity	0	0	18.22	18.22	0	0	0	Investment	0	0	0	0	0
44	Ramco Systmes Limited	Ramco Systems Sdn. Bhd., Malaysia #	Wholly Owned Subsidiary Companies	Loans and advances g	0	62.69	127.02	67.41	0	0	0	Loan outstanding	0	0	Unsecured	Working Capital / Operational requirement	
45	Ramco Systmes Limited	Ramco Systems Sdn. Bhd., Malaysia	Wholly Owned Subsidiary Companies	Interest income	0	4.95	0.78	0	0	0	0	0	0	0	0	0	0
46	Ramco Systmes Limited	Ramco Systems Pte. Ltd., Singapore	Wholly Owned Subsidiary Companies	Sale of goods and services	300	50.74	81.21	62.84	0	0	0	0	0	0	0	0	0
47	Ramco Systmes Limited	Ramco Systems Pte. Ltd., Singapore	Wholly Owned Subsidiary Companies	others - Royalty	300	30.79	119.42	104.02	0	0	0	0	0	0	0	0	0
48	Ramco Systmes Limited	Ramco Systems Pte. Ltd., Singapore	Wholly Owned Subsidiary Companies	Receiving of services	150	45.25	11.69	24.6	0	0	0	0	0	0	0	0	0
49	Ramco Systmes Limited	Ramco Systems Pte. Ltd., Singapore	Wholly Owned Subsidiary Companies	Investment in equity	0	0	1511.74	1511.74	0	0	0	Investment	0	0	0	0	0
50	Ramco Systmes Limited	Ramco Systems Pte. Ltd., Singapore	Wholly Owned Subsidiary Companies	Loans and advances g	0	0	392.69	402.73	0	0	0	Loan outstanding	0	0	Unsecured	Working Capital / Operational requirement	
51	Ramco Systmes Limited	Ramco Systems Pte. Ltd., Singapore	Wholly Owned Subsidiary Companies	Interest income	0	17.41	14.64	0	0	0	0	0	0	0	0	0	0
52	Ramco Systmes Limited	RSL Enterprise Solutions (Pty) Ltd., South Africa	Wholly Owned Subsidiary Companies	Sale of goods and services	100	21.1	2.11	2.6	0	0	0	0	0	0	0	0	0
53	Ramco Systmes Limited	RSL Enterprise Solutions (Pty) Ltd., South Africa	Wholly Owned Subsidiary Companies	others - Royalty	50	0.94	3.06	0.14	0	0	0	0	0	0	0	0	0
54	Ramco Systmes Limited	RSL Enterprise Solutions (Pty) Ltd., South Africa	Wholly Owned Subsidiary Companies	Equity investment (Bu	0	-47.02	0	0	0	0	0	0	0	0	0	0	0
55	Ramco Systmes Limited	RSL Enterprise Solutions (Pty) Ltd., South Africa	Wholly Owned Subsidiary Companies	Investment in equity	0	0	99.02	52	0	0	0	Investment	0	0	0	0	0
56	Ramco Systmes Limited	Ramco Systems FZ-LLC, Dubai	Wholly Owned Subsidiary Companies	Sale of goods and services	250	40.54	34.29	0.26	0	0	0	0	0	0	0	0	0
57	Ramco Systmes Limited	Ramco Systems FZ-LLC, Dubai	Wholly Owned Subsidiary Companies	others - Royalty	150	41.54	20.08	19.57	0	0	0	0	0	0	0	0	0
58	Ramco Systmes Limited	Ramco Systems FZ-LLC, Dubai	Wholly Owned Subsidiary Companies	Loans and advances t	0	0	0	16.97	0	0	0	0	0	0	0	0	0
59	Ramco Systmes Limited	Ramco Systems FZ-LLC, Dubai	Wholly Owned Subsidiary Companies	Investment in equity	0	0	0.62	0.62	0	0	0	Investment	0	0	0	0	0
60	Ramco Systmes Limited	Ramco Systems FZ-LLC, Dubai	Wholly Owned Subsidiary Companies	Guarantees or collate	0	0	66.41	68.71	0	0	0	0	0	0	0	0	0
61	Ramco Systmes Limited	RSL Software Company Limited Sudan	Wholly Owned Subsidiary Companies	Investment in equity	0	0	2.08	2.08	0	0	0	Investment	0	0	0	0	0
62	Ramco Systmes Limited	Ramco Systems Australia Pty Ltd., Australia	Wholly Owned Subsidiary Companies	Sale of goods and services	225	40.79	54.89	36.56	0	0	0	0	0	0	0	0	0



Ramco Systems Limited - Disclosure of Related Party Transactions for the half year ended March 31, 2022

Rs. In Million

Sl. No.	Details of the party (listed entity /subsidiary) entering into the transaction	Details of the counterparty		Type of related party transaction	Value of the related party transaction as approved by the audit committee	Value of transaction during the reporting period	In case monies are due to either party as a result of the transaction		In case any financial indebtedness is incurred to make or give loans, inter-corporate deposits, advances or investments			Details of the loans, inter-corporate deposits, advances or investments					
							Opening balance	Closing balance	Nature of indebtedness (loan/ issuance of debt/ any other etc.)	Cost	Tenure	Nature (loan/ advance/ inter-corporate deposit/ investment)	Interest Rate (%)	Tenure	Secured/ unsecured	Purpose for which the funds will be utilised by the ultimate recipient of funds (end-usage)	
63	Ramco Systmes Limited	Ramco Systems Australia Pty Ltd., Australia	Wholly Owned Subsidiary Companies	others - Royalty	120	25.17	51.41	37.96	0	0	0	0	0	0	0	0	0
64	Ramco Systmes Limited	Ramco Systems Australia Pty Ltd., Australia	Wholly Owned Subsidiary Companies	Receiving of services	70	36.97	7.12	19.03	0	0	0	0	0	0	0	0	0
65	Ramco Systmes Limited	Ramco Systems Australia Pty Ltd., Australia	Wholly Owned Subsidiary Companies	Loans and advances	0	0	264.97	280.65	0	0	0	Loan outstanding	0	0	Unsecured	Working Capital / Operational requirement	
66	Ramco Systmes Limited	Ramco Systems Australia Pty Ltd., Australia	Wholly Owned Subsidiary Companies	Investment in equity	0	0	795.24	795.24	0	0	0	Investment	0	0	0	0	0
67	Ramco Systmes Limited	Ramco Systems Australia Pty Ltd., Australia	Wholly Owned Subsidiary Companies	Interest income	0	11.75	11.55	0	0	0	0	0	0	0	0	0	0
68	Ramco Systmes Limited	Ramco Systems Australia Pty Ltd., Australia	Wholly Owned Subsidiary Companies	Guarantees or collate	0	0	659.94	703.84	0	0	0	0	0	0	0	0	0
69	Ramco Systmes Limited	Ramco System Inc., Philippines	Wholly Owned Subsidiary Companies	Sale of goods and services	350	15.81	37.48	14.76	0	0	0	0	0	0	0	0	0
70	Ramco Systmes Limited	Ramco System Inc., Philippines	Wholly Owned Subsidiary Companies	others - Royalty	100	15.75	21.19	8.44	0	0	0	0	0	0	0	0	0
71	Ramco Systmes Limited	Ramco System Inc., Philippines	Wholly Owned Subsidiary Companies	Receiving of services	50	6.6	1.69	3.42	0	0	0	0	0	0	0	0	0
72	Ramco Systmes Limited	Ramco System Inc., Philippines	Wholly Owned Subsidiary Companies	Loans and advances	0	0	21.79	22.22	0	0	0	Loan outstanding	0	0	Unsecured	Working Capital / Operational requirement	
73	Ramco Systmes Limited	Ramco System Inc., Philippines	Wholly Owned Subsidiary Companies	Investment in equity	0	0	17.44	17.44	0	0	0	Investment	0	0	0	0	0
74	Ramco Systmes Limited	Ramco System Inc., Philippines	Wholly Owned Subsidiary Companies	Interest income	0	0.96	0.76	0	0	0	0	0	0	0	0	0	0
75	Ramco Systmes Limited	Ramco System Inc., Philippines *	Wholly Owned Subsidiary Companies	Guarantees or collate	0	-23.03	28.39	5.02	0	0	0	0	0	0	0	0	0
76	Ramco Systmes Limited	Ramco Systems (Shanghai) Co. Ltd., China	Wholly Owned Subsidiary Companies	Sale of goods and services	50	4.84	5.24	5.87	0	0	0	0	0	0	0	0	0
77	Ramco Systmes Limited	Ramco Systems (Shanghai) Co. Ltd., China	Wholly Owned Subsidiary Companies	others - Royalty	50	0.6	5.13	2.24	0	0	0	0	0	0	0	0	0
78	Ramco Systmes Limited	Ramco Systems (Shanghai) Co. Ltd., China	Wholly Owned Subsidiary Companies	Receiving of services	50	4.74	1.06	2.24	0	0	0	0	0	0	0	0	0
79	Ramco Systmes Limited	Ramco Systems (Shanghai) Co. Ltd., China	Wholly Owned Subsidiary Companies	Investment in equity	0	0	10.41	10.41	0	0	0	Investment	0	0	0	0	0
80	Ramco Systmes Limited	PT Ramco Systems, Indonesia, Indonesia	Wholly Owned Subsidiary Companies	Sale of goods and services	50	0.35	1.86	0.5	0	0	0	0	0	0	0	0	0
81	Ramco Systmes Limited	PT Ramco Systems, Indonesia, Indonesia	Wholly Owned Subsidiary Companies	others - Royalty	50	0.28	0.63	0.42	0	0	0	0	0	0	0	0	0
82	Ramco Systmes Limited	PT Ramco Systems, Indonesia, Indonesia	Wholly Owned Subsidiary Companies	Receiving of services	50	3.87	0.98	2.02	0	0	0	0	0	0	0	0	0
83	Ramco Systmes Limited	PT Ramco Systems, Indonesia, Indonesia	Wholly Owned Subsidiary Companies	Equity investment	0	39.11	0	0	0	0	0	0	0	0	0	0	0
84	Ramco Systmes Limited	PT Ramco Systems, Indonesia, Indonesia	Wholly Owned Subsidiary Companies	Investment in equity	0	0	16.28	55.39	0	0	0	Investment	0	0	0	0	0
85	Ramco Systmes Limited	Ramco System Vietnam Company Limited, Vietnam	Wholly Owned Subsidiary Companies	Sale of goods and services	50	0	0.39	0	0	0	0	0	0	0	0	0	0
86	Ramco Systmes Limited	Ramco System Vietnam Company Limited, Vietnam	Wholly Owned Subsidiary Companies	Investment in equity	0	0	23.91	23.91	0	0	0	Investment	0	0	0	0	0
87	Ramco Systmes Limited	Ramco Software Japan Limited, Japan	Wholly Owned Subsidiary Companies	Investment in equity	0	0	6.42	6.42	0	0	0	Investment	0	0	0	0	0
88	Ramco Systmes Limited	City works (Pty) Ltd., South Africa	Associate of Sl. No.52 (30% held by Sl. No.52)	Sale of goods and services	150	39.55	6.97	16.62	0	0	0	0	0	0	0	0	0
89	Ramco Systmes Limited	P R Venketrama Raja	Chairman	Sitting Fees	NA	0.06	0	0	0	0	0	0	0	0	0	0	0
90	Ramco Systmes Limited	P V Abinav Ramasubramaniam Raja	Whole Time Director	Remuneration	NA	0.72	0	0	0	0	0	0	0	0	0	0	0
91	Ramco Systmes Limited	M M Venkatachalam	Independent Director	Sitting Fees	NA	0.15	0	0	0	0	0	0	0	0	0	0	0
92	Ramco Systmes Limited	A V Dharmakrishnan	Non-Executive, Non-Independent Director	Sitting Fees	NA	0.12	0	0	0	0	0	0	0	0	0	0	0
93	Ramco Systmes Limited	R S Agarwal	Independent Director	Sitting Fees	NA	0.15	0	0	0	0	0	0	0	0	0	0	0
94	Ramco Systmes Limited	Soundara Kumar	Independent Director	Sitting Fees	NA	0.15	0	0	0	0	0	0	0	0	0	0	0



Sl. No.	Details of the party (listed entity /subsidiary) entering into the transaction	Details of the counterparty		Type of related party transaction	Value of the related party transaction as approved by the audit committee	Value of transaction during the reporting period	In case monies are due to either party as a result of the transaction		In case any financial indebtedness is incurred to make or give loans, inter-corporate deposits, advances or investments			Details of the loans, inter-corporate deposits, advances or investments					
							Opening balance	Closing balance	Nature of indebtedness (loan/ issuance of debt/ any other etc.)	Cost	Tenure	Nature (loan/ advance/ inter-corporate deposit/ investment)	Interest Rate (%)	Tenure	Secured/ unsecured	Purpose for which the funds will be utilised by the ultimate recipient of funds (end-usage)	
95	Ramco Systmes Limited	Sankar Krishnan	Non-Executive, Non-Independent Director	Sitting Fees	NA	0.12	0	0	0	0	0	0	0	0	0	0	0
96	Ramco Systmes Limited	Justice P P S Janarthana Raja (Retd.)	Independent Director	Sitting Fees	NA	0.15	0	0	0	0	0	0	0	0	0	0	0
97	Ramco Systmes Limited	Virender Aggarwal	Chief Executive Officer	Remuneration	NA	24.64	0	0	0	0	0	0	0	0	0	0	0
98	Ramco Systmes Limited	R Ravi Kula Chandran	Chief Financial Officer	Remuneration	NA	4.24	0	0	0	0	0	0	0	0	0	0	0
99	Ramco Systmes Limited	Vijaya Raghavan N E	Company Secretary	Remuneration	NA	1.18	0	0	0	0	0	0	0	0	0	0	0

* Rs.23.03 Min. represents closure of Bank Guarantee

Rs.62.69 Min. represents repayment of Loan by Ramco Systems Sdn. Bhd., Malaysia

Except for the above, the difference between opening and closing balances in sl no. 44, 50, 60, 65, 68, 72, 75 is due to forex fluctuation

